

Interests and Attitudes Toward Politics amongst Younger Generation in 8 Asian Countries

Survey Report

Democracy for the Future,
Japan Center for International Exchange

Ryo Tainaka, Program officer

Survey cooperated by Qualtrics
May 31, 2022

1. Survey Outline

2. Profile of Respondents

3. Survey Key Findings

4. Detailed Results

1. Survey Outline

<p>Objective</p>	<p>This online survey was carried out by the Japan Center for International Exchange's Democracy for the Future Study Group in order to better understand Asia's younger generation's interest in their own countries' politics, their political attitudes, as well as how these may have changed as a result of the COVID-19 pandemic. The survey was distributed to those aged 18–39 (Generation-Z and Millennials) in the following eight countries: India, Indonesia, Japan, Malaysia, the Philippines, Singapore, South Korea, and Thailand.</p> <p>The thoughts and actions of the next generation will have a critical role to play in the future of democracy, and this survey can inform future research on ways to incorporate their ideas into politics.</p>
<p>Developed by</p>	<p>Democracy for the Future Study Group, Japan Center for International Exchange (JCIE)</p>
<p>Method</p>	<p>Online survey conducted by Qualtrics</p>
<p>Target</p>	<p>People aged 18–39 in the following eight countries: India, Indonesia, Japan, Malaysia, the Philippines, Singapore, South Korea, and Thailand.</p> <p style="text-align: right;">* Voting age : 17~ (Indonesia) 、 21~ (Singapore) 18~ (Other six countries)</p>
<p>No. of Valid Responses</p>	<p>3,566 respondents</p> <p style="text-align: right;">India (437), Indonesia (435), Japan (466), Malaysia (444), Philippines (455), Singapore (439), South Korea (439), Thailand (461)</p>
<p>Period</p>	<p>May 5 – May 20, 2022</p>

Q1

How would you describe your interest in your country's domestic politics?

Q2

Thinking about before the COVID-19 pandemic and now, how has your interest in politics changed?

Political interests

Q3

To what extent do you think politics is relevant to your daily life?

Q4

Which of the following do you think is the most important driver of politics?

The relevancy of politics to individuals

Q5

To what extent do you think people's votes in a national election influence national politics?

Political efficacy

Q6

Which of the following best describes your attitude toward political participation?

Q7

How often do you discuss political matters with your family and friends?

Political participation

Q8

Please select your top three sources for information on politics from the list below

Source of political information

Q9

Which of the following best describes your response to the following statement?: "It is necessary to teach the importance of politics and elections in school"

Political education in school

Q10

Are you interested in the politics or current situation of other countries?

Q11

Thinking about when freedom and human rights are under attack in a country other than your own, who do you think should respond other than the country in question?

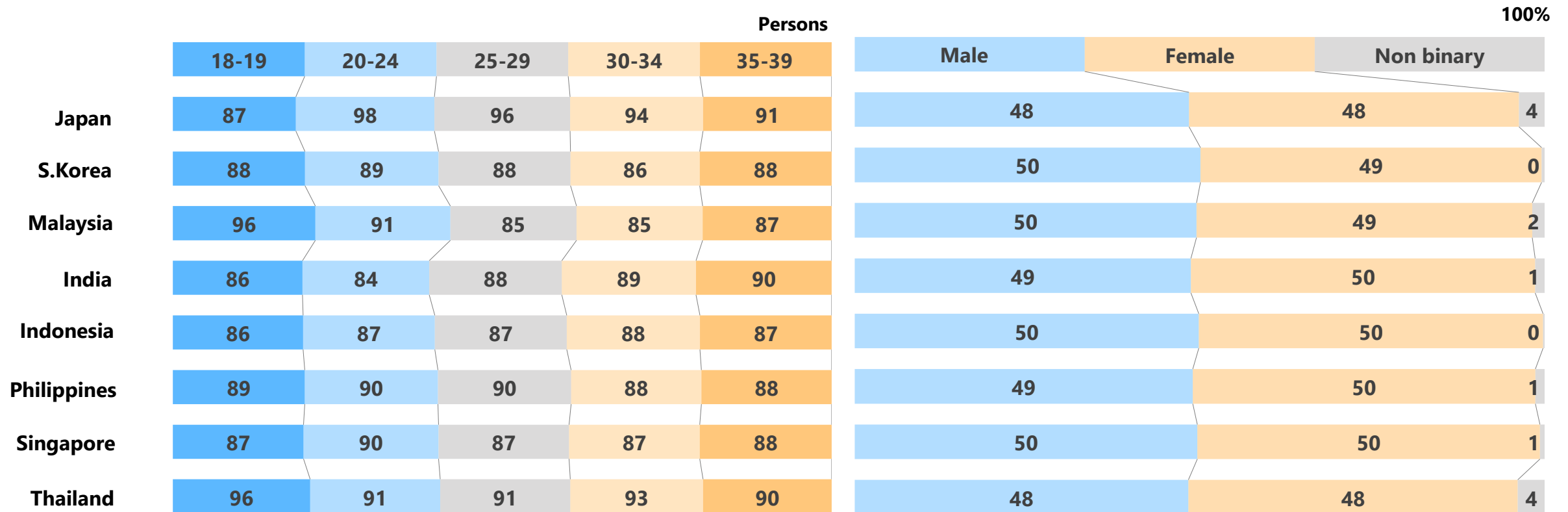
Solidarity with other countries

2. Profile of Respondents

Age · Gender

Age : In each country, approximately the same number of persons in each age group responded to the survey

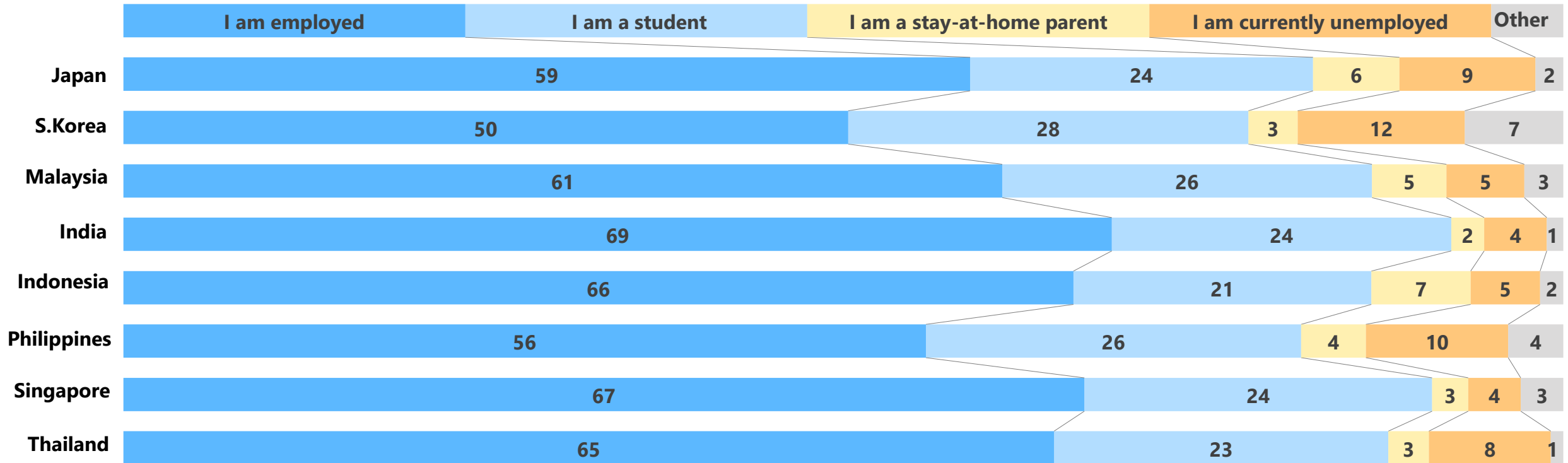
Gender: In each country, approximately the same number of males and females responded to the survey



Employment status

Occupation: Occupation breakdowns averaged across all 8 surveyed countries are as follows:

Employed (61%), Student (24%), Stay-at-home parent (4%), Unemployed (7%), Other (3%)



3. Survey Key Findings

01

In all 8 countries, around 60% or more of respondents were interested in their country's politics (p.12)

More than half of them were also interested in the politics of other countries. (p.26)

More than half of respondents indicated that their interest in politics has increased as a result of COVID-19 (p.14)

02

Excluding Japan, young people in all 7 countries felt politics were more relevant to their daily lives

(p.15,17,18,19,23)

- Approximately 80% of respondents felt that politics were relevant to their daily lives. (Japan: Less than 70%)
- Nearly 90% of respondents felt people's votes had an influence on national politics. (Japan: Around 60%)
- More than 60% of respondents discuss "often" or "occasionally" political matters with their family and friends (Japan: 49%)

03

Top 3 sources of information on politics: **television, internet searches, and social media** (p.24)

04

By age group, **younger generations (especially those in their 18-19 and 20s) tend to show lower levels of interest in politics**, while those in their 30s show higher levels (p.13,16,20,27)

05

When asked about who should respond when freedom and human rights are under attack in a country other than their own, **4 out of 8 countries had "my government," "the UN or multinational response," and "civil society"** as their top 3 answers (p.28)

4. Detailed Results

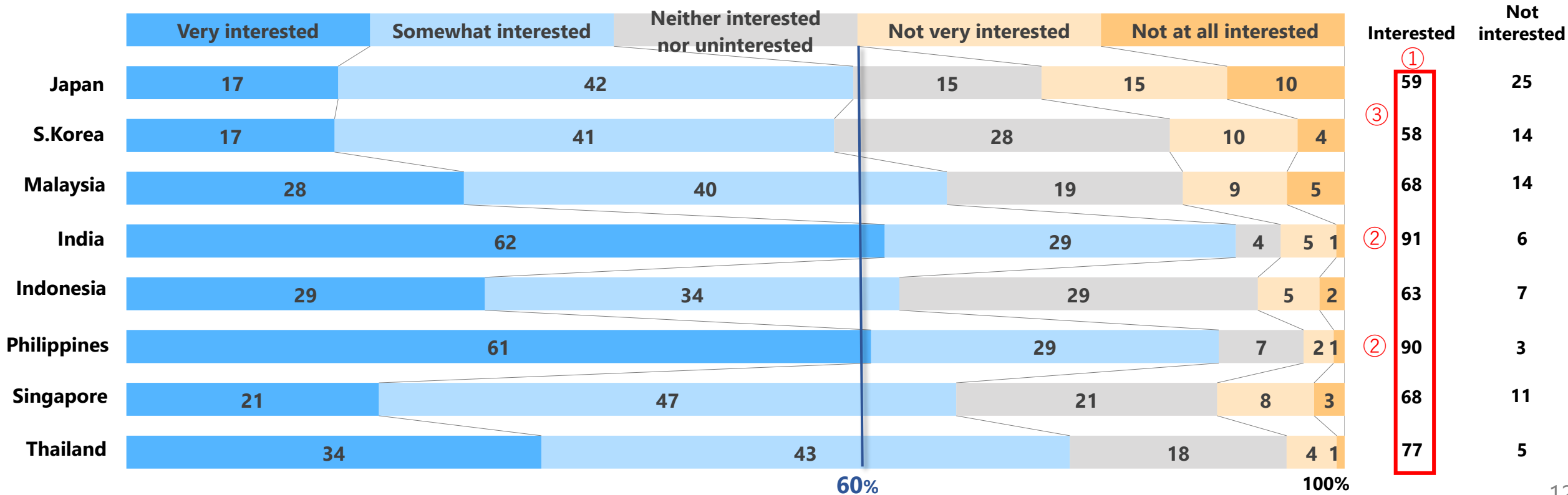
Political interests (1)

Q1
Select one

How would you describe your interest in your country's domestic politics?

自分の国の政治に関心がありますか？

- ① In all countries, close to 60% or more of respondents were interested in their own countries' politics
- ② In India and the Philippines, over 90% of respondents indicated that they were interested
- ③ Among the 8 countries, Japan and South Korea had the lowest levels of interest



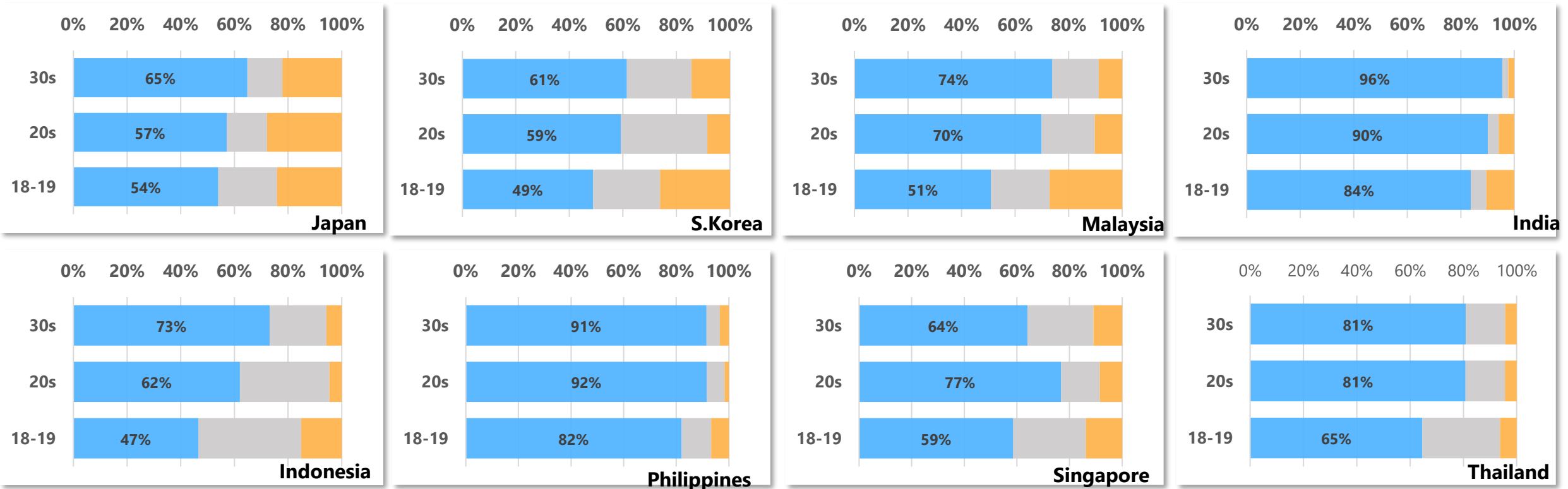
Political interests (1)

Q1
Select one

How would you describe your interest in your country's domestic politics?

自分の国の政治に関心がありますか？

- ① The level of interests increases with increase in ages
- ② In all countries, those aged 18-19 have the lowest percentage of "interested" compared to other generations



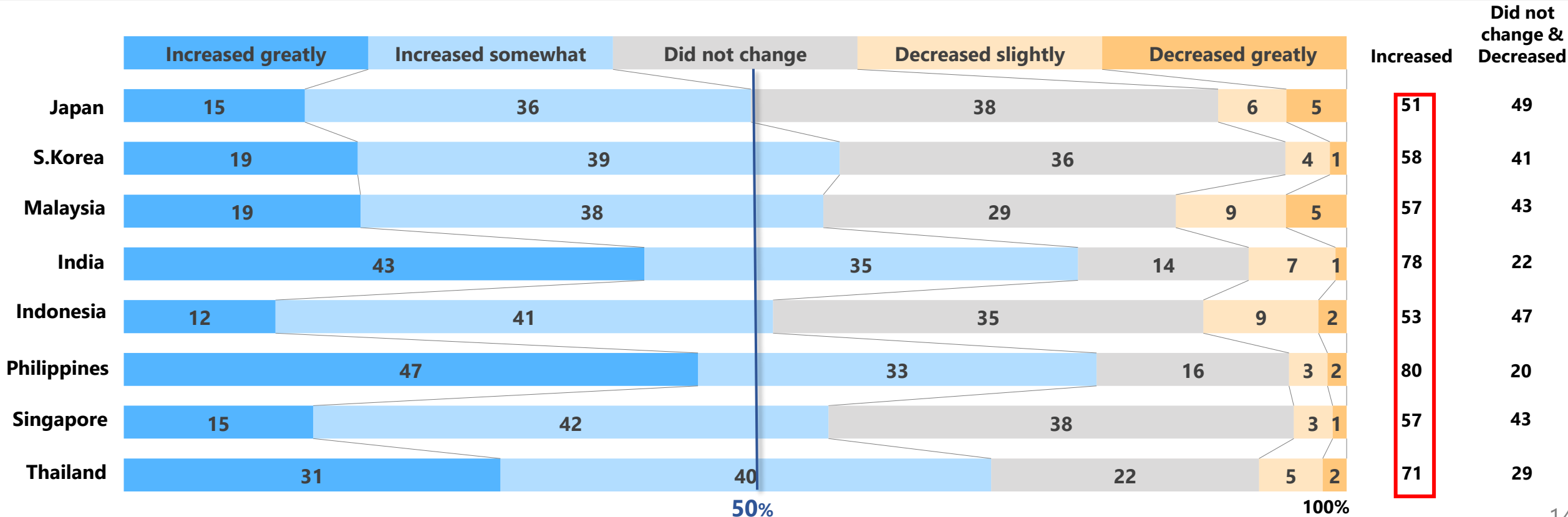
Political interests (2)

Q2
Select one

Thinking about before the COVID-19 pandemic and now, how has your interest in politics changed?

コロナ禍で政治への関心がどう変わりましたか？

① In all countries, more than half of respondents indicated that their interest in politics increased since the start of the COVID-19 pandemic



The relevancy of politics to individuals (1)

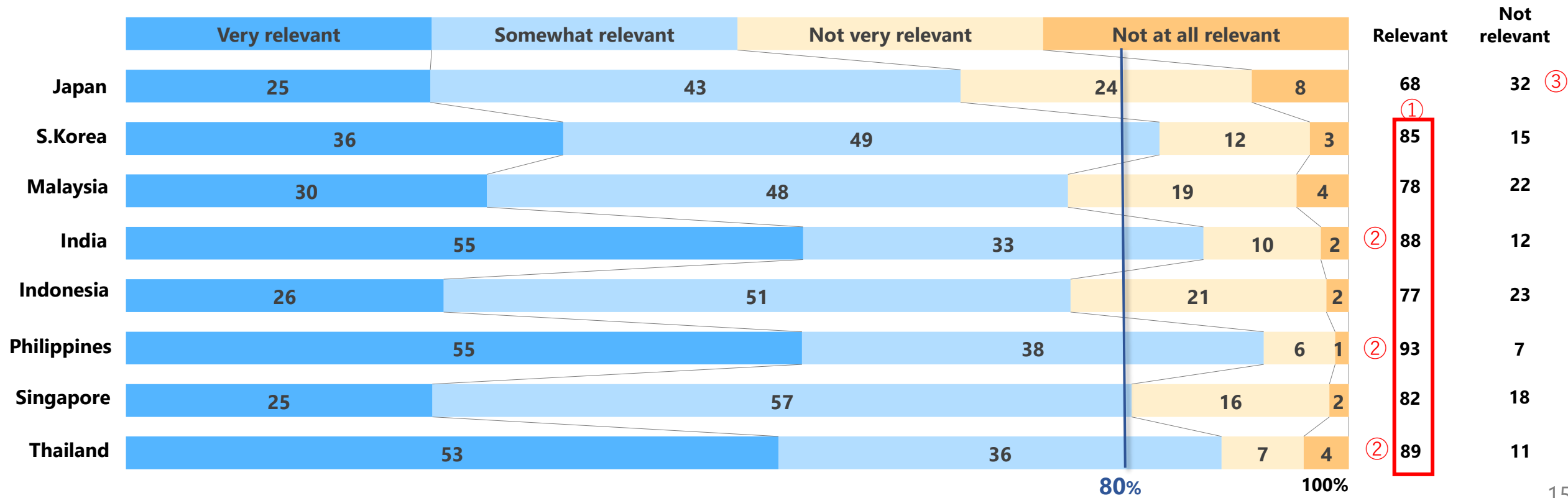
Q3

Select one

To what extent do you think politics is relevant to your daily life?

自分の生活が政治とどの程度関係すると思いますか？

- ① Excluding Japan, close to 80% or above of respondents thought that politics are relevant to their daily lives
- ② The percentage who felt politics are relevant to their daily lives was particularly high in India, the Philippines, and Thailand
- ③ More than 30% of respondents in Japan answered "Not very relevant" or "Not at all relevant" (the highest % in all 8 countries)



The relevancy of politics to individuals (1)

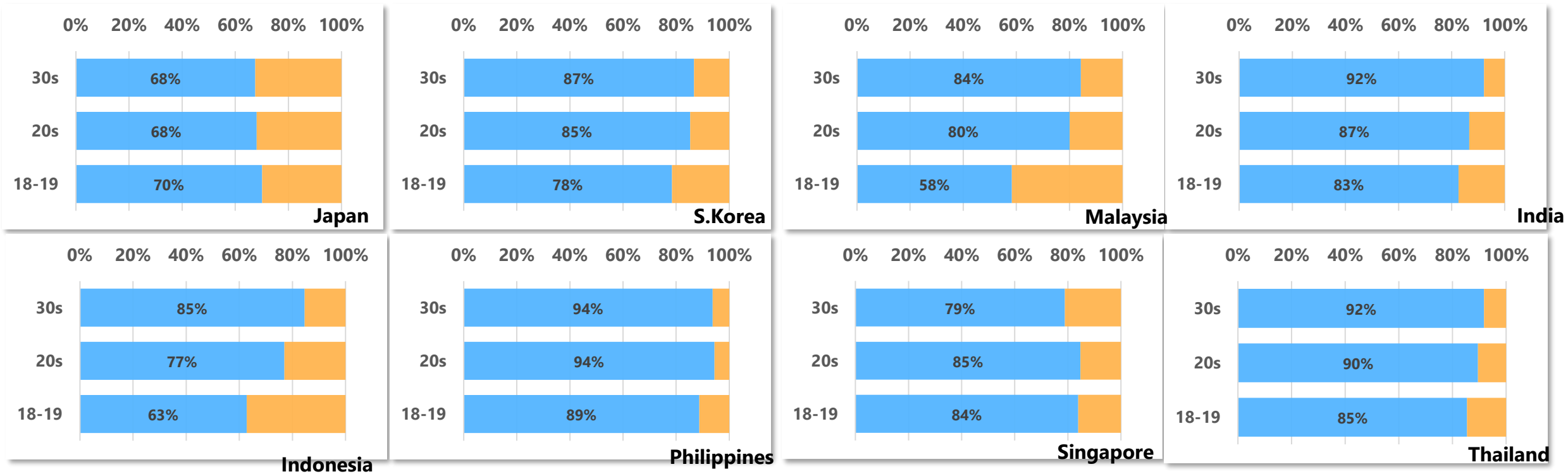
Q3

To what extent do you think politics is relevant to your daily life?

Select one

自分の生活が政治とどの程度関係すると思いますか？

- ① Those in younger generation were less likely than older age groups to feel that politics were relevant to their lives, except for Japan and Singapore



The relevancy of politics to individuals (2)

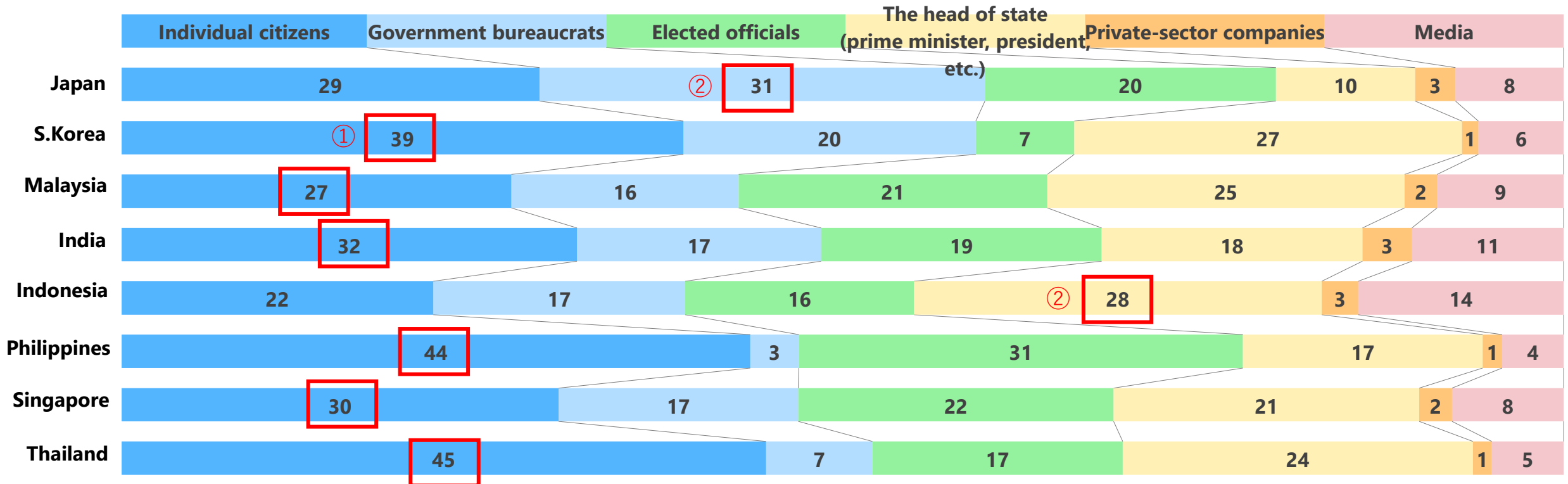
Q4

Select one

Which of the following do you think is the most important driver of politics?

政治を最も動かしているのは誰だと思いますか？

- ① The countries where the most common answer was “individual citizens” were: South Korea, Malaysia, India, the Philippines, Singapore, and Thailand
- ② In Japan, the most common answer was “government bureaucrats,” while in Indonesia, it was “the head of state.”



The relevancy of politics to individuals (2)

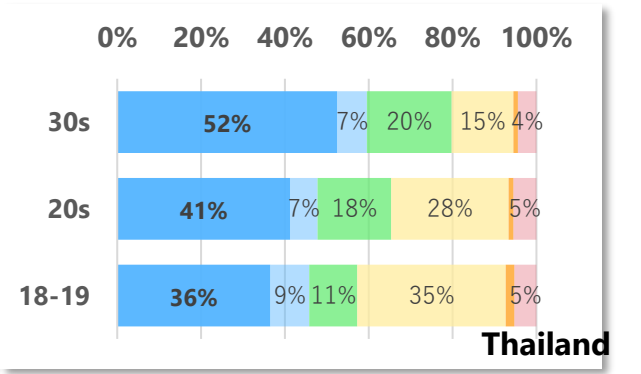
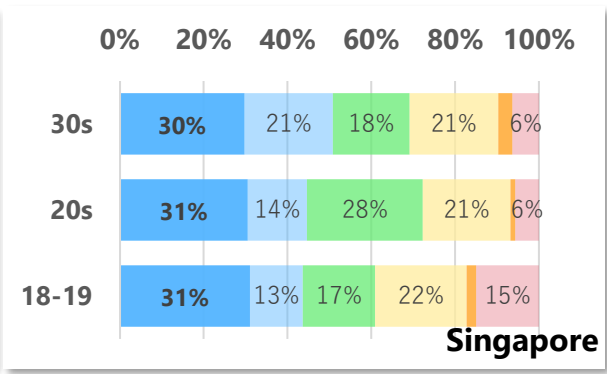
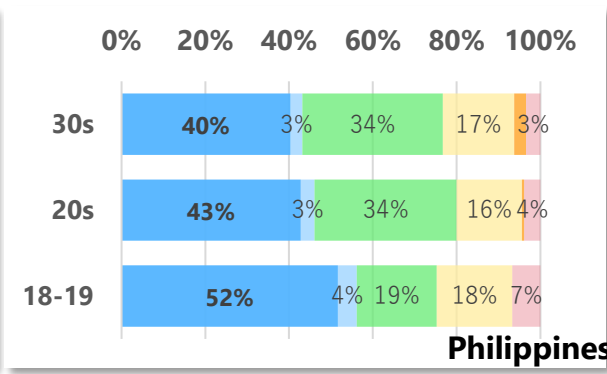
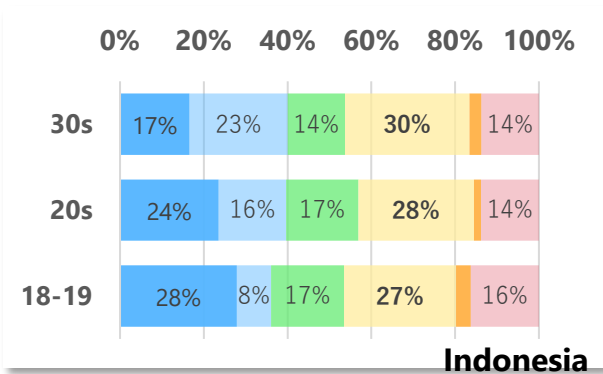
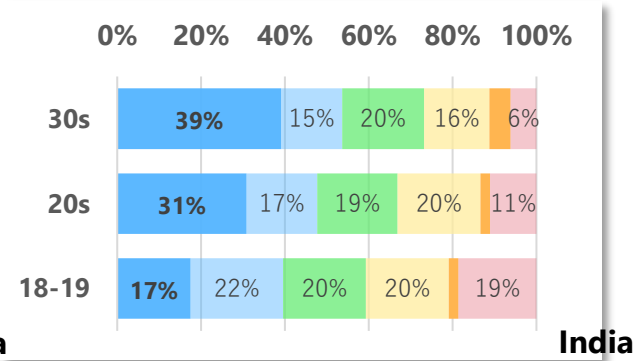
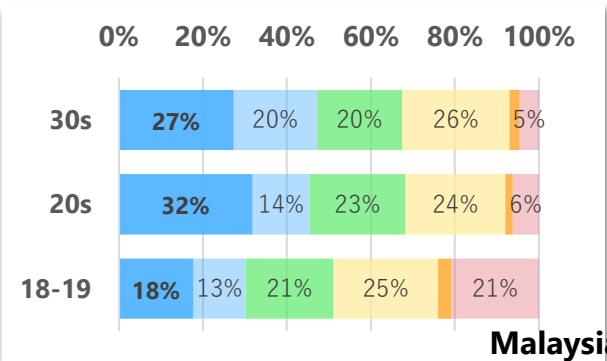
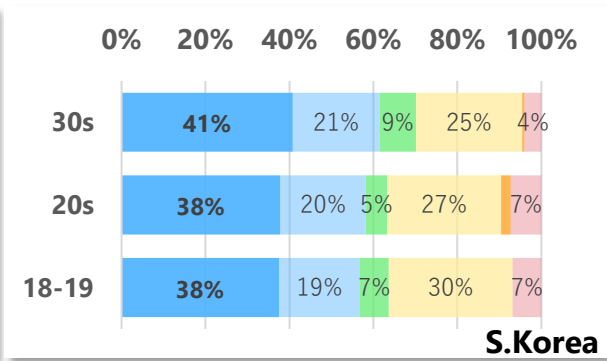
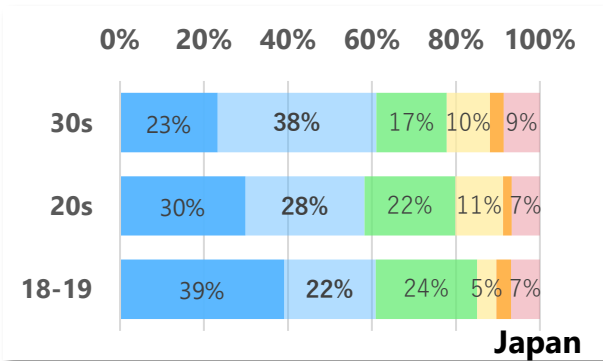
Q4

Select one

Which of the following do you think is the most important driver of politics?

政治を最も動かしているのは誰だと思いますか？

- ① In Japan, those aged 18–19 and 20s were more likely to respond “individual citizens.”
- ② In Indonesia, for those aged 18–19 and 20s, while many responded “the head of state,” there were also a high number who responded “individual citizens.”



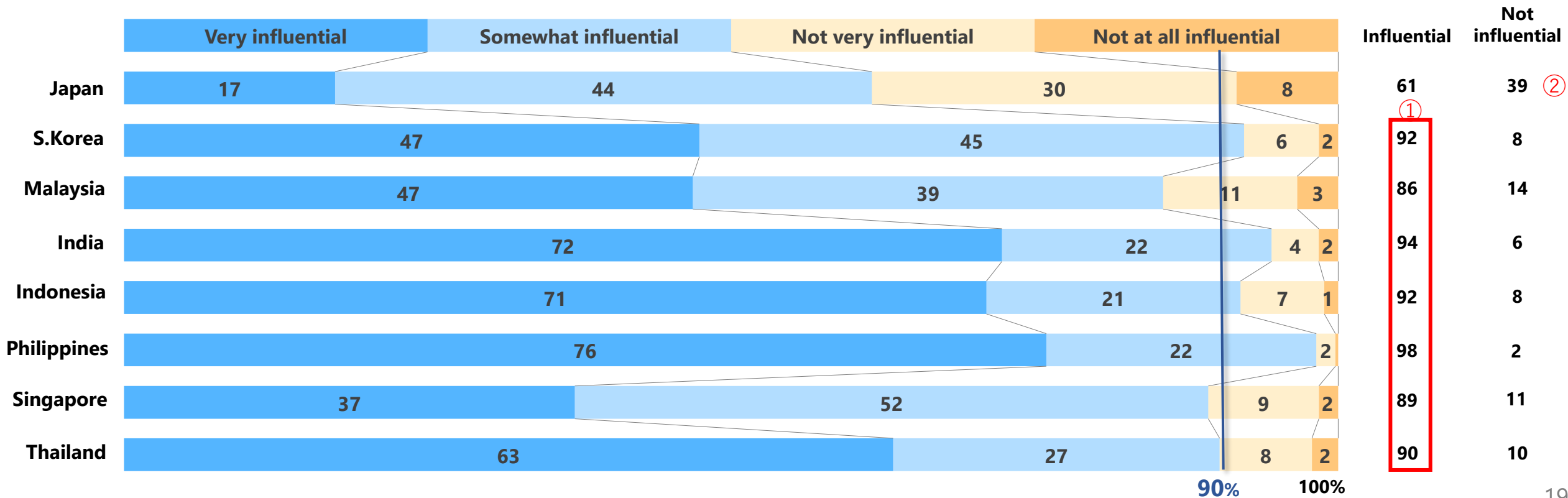
Political efficacy

Q5
Select one

To what extent do you think people's votes in a national election influence national politics?

国政選挙の際、私たち国民の投票は国の政治にどの程度影響を及ぼしていると思いますか？

- ① Excluding Japan, nearly 90% of respondents in all countries felt people's votes had an influence on national politics
- ② Nearly 40% of respondents in Japan responded "Not very influential" or "Not at all influential" (the highest % in all 8 countries)



Political efficacy

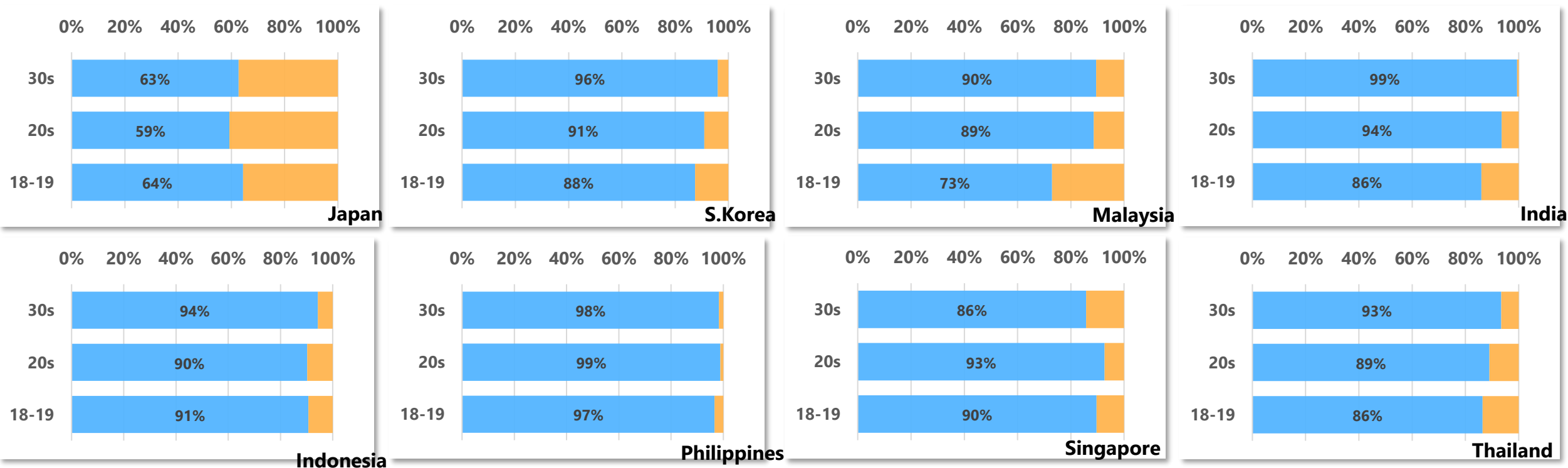
Q5

Select one

To what extent do you think people's votes in a national election influence national politics?

国政選挙の際、私たち国民の投票は国の政治にどの程度影響を及ぼしていると思いますか？

- ① Younger generation were more likely to feel that people's votes were not very influential or not at all influential on national politics
- ② In Japan, many respondents across all age groups felt that people's votes were not influential



Political participation (1)

Q6

Select one

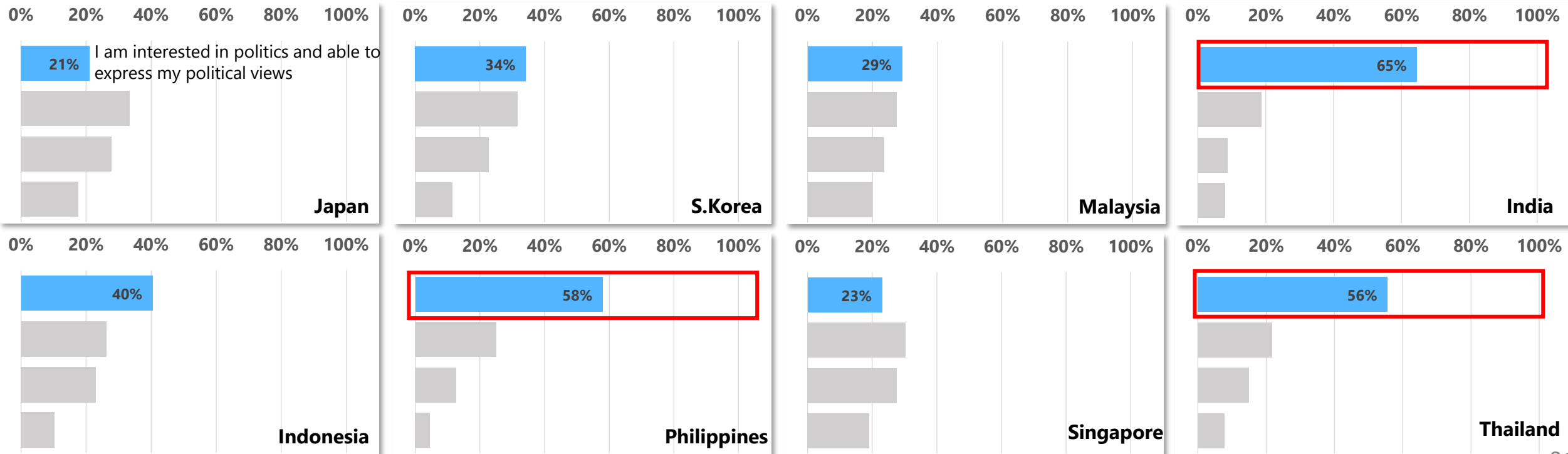
Which of the following best describes your attitude toward political participation?

- I am interested in politics and able to express my political views
- I am interested in politics but do not know how to express my political views

政治に対する意識として一番近いものはどれですか？

- I am interested in politics but not interested in expressing my political views
- I am not interested in politics or political participation

① **India, the Philippines, and Thailand had the highest numbers of respondents who answered that they were interested in politics and able to express their political views**



Political participation (1)

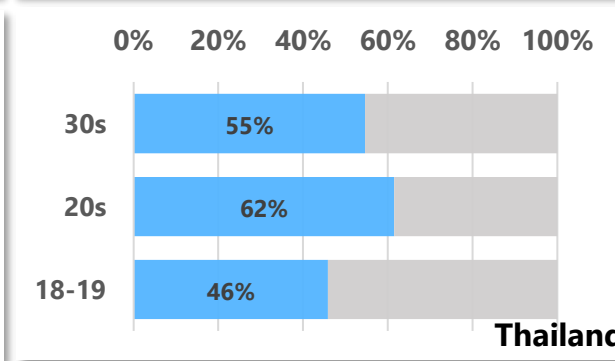
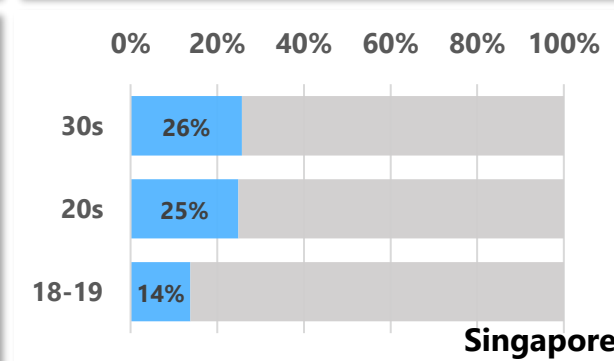
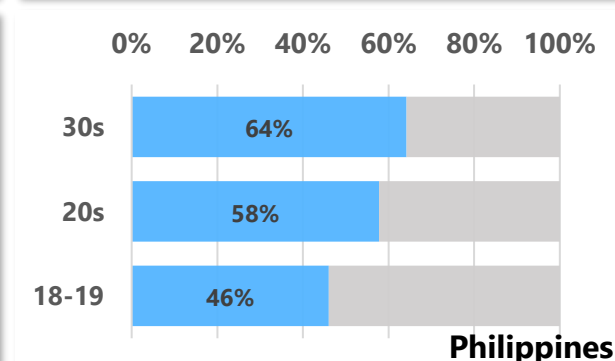
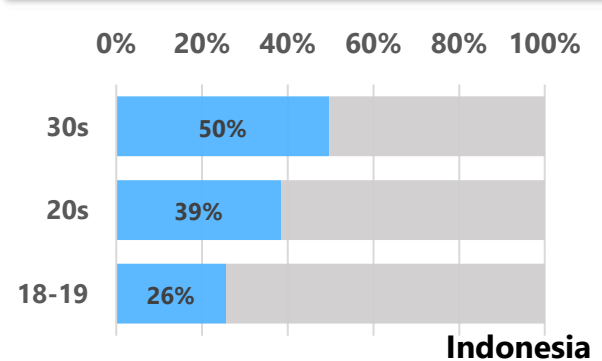
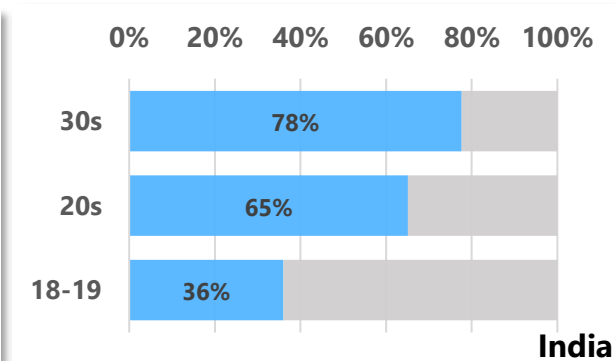
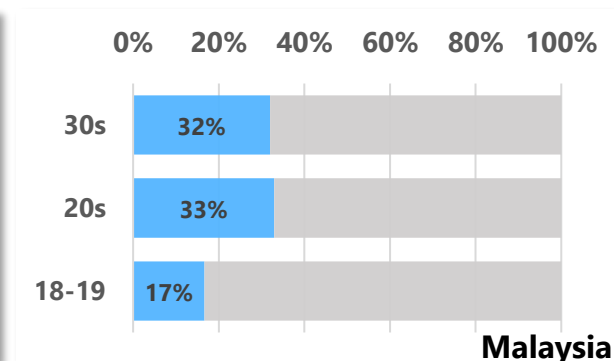
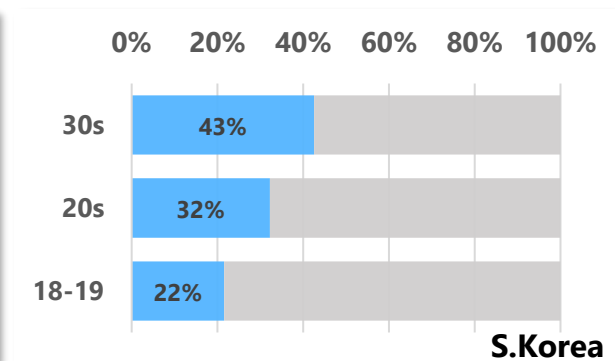
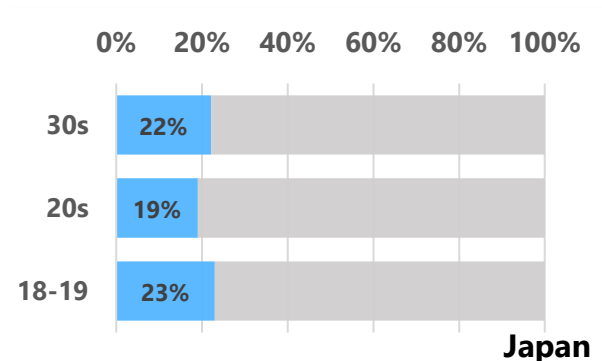
Q6

Select one

Which of the following best describes your attitude toward political participation?

政治に対する意識として一番近いものはどれですか？

① Younger generations are less likely to feel that they were interested in politics and able to express their political views



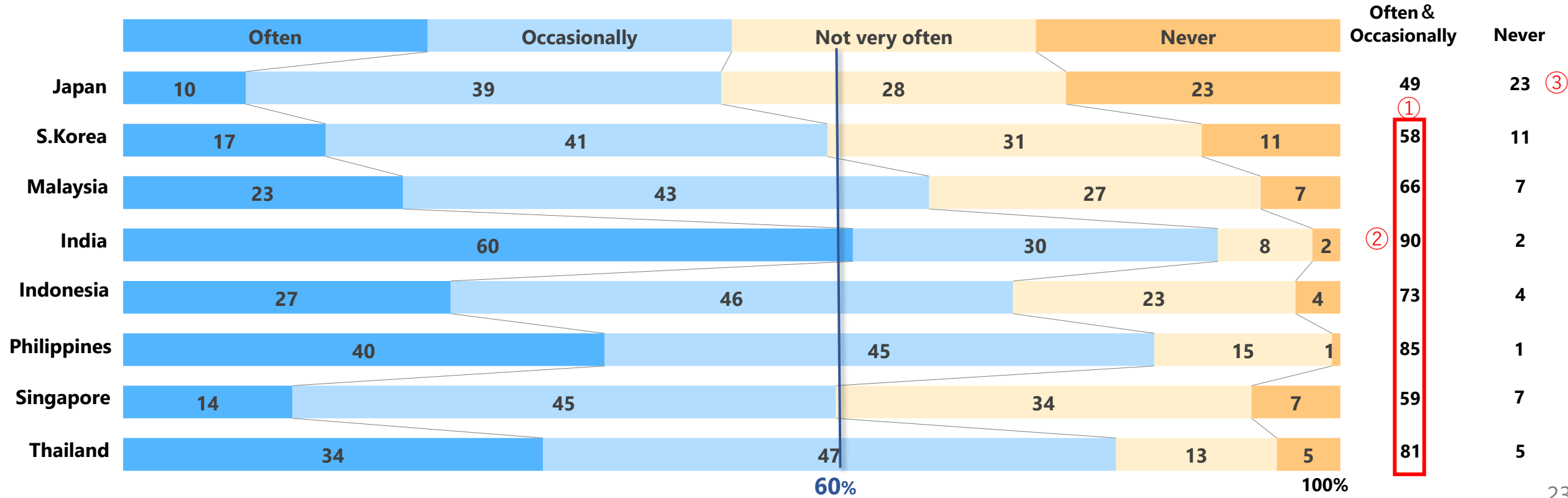
Political participation (2)

Q7
Select one

How often do you discuss political matters with your family and friends?

家族や友人などと政治的な事柄を話題にしたり議論したりすることがありますか？

- ① Excluding Japan, nearly 60% or more of respondents discuss "often" or "occasionally" political matters with family and friends
- ② India was the country with the highest percentage of respondents who answered "often."
- ③ Japan was the only country where 23% of people answered "Never" (the highest % in all 8 countries)



Source of political information

Q8

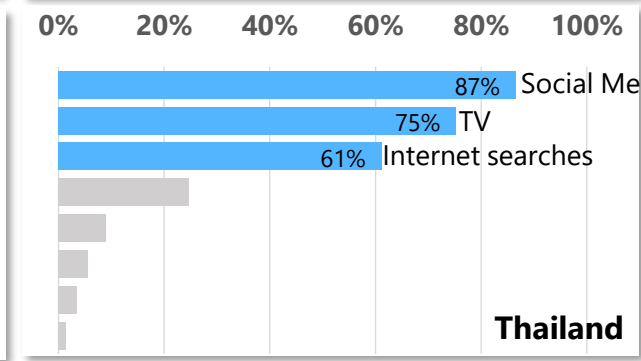
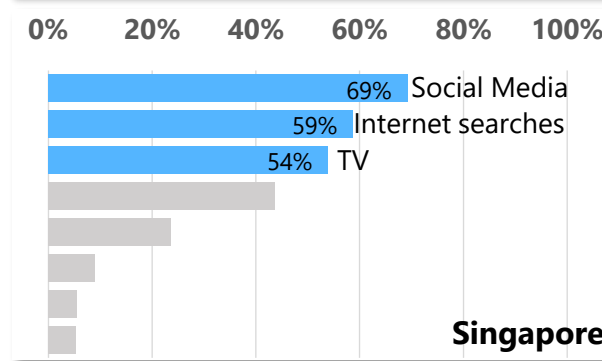
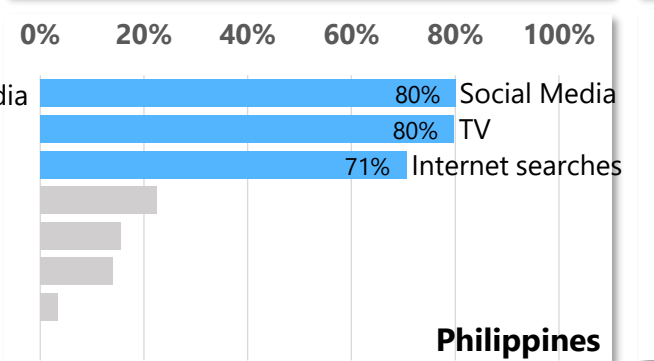
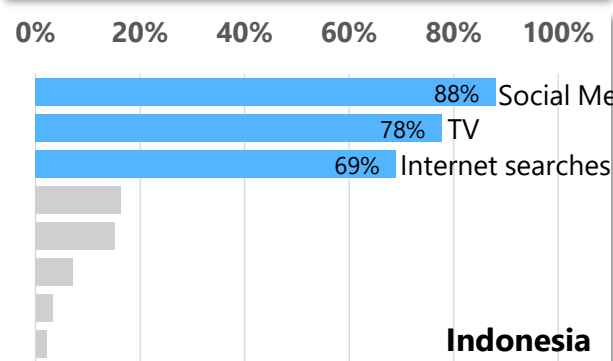
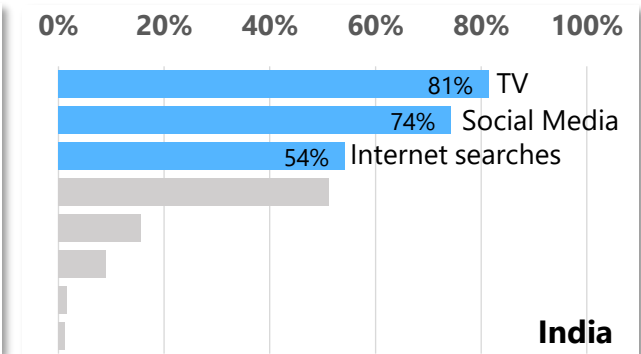
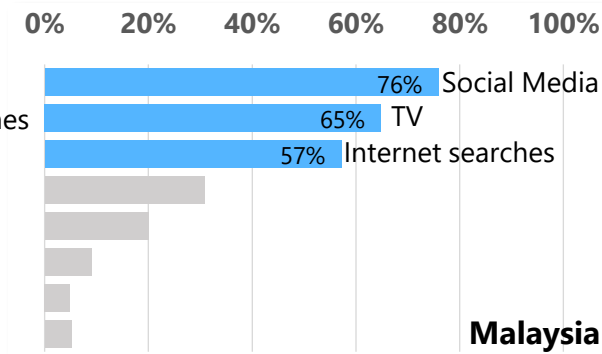
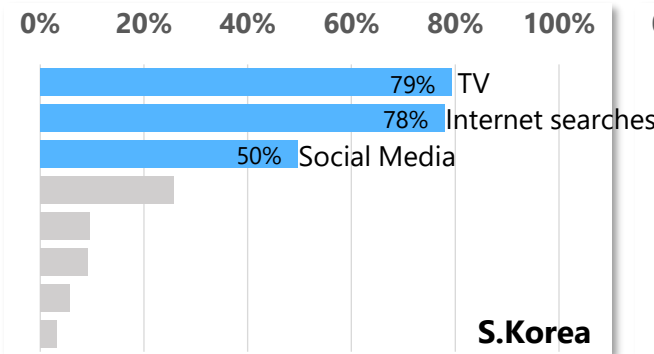
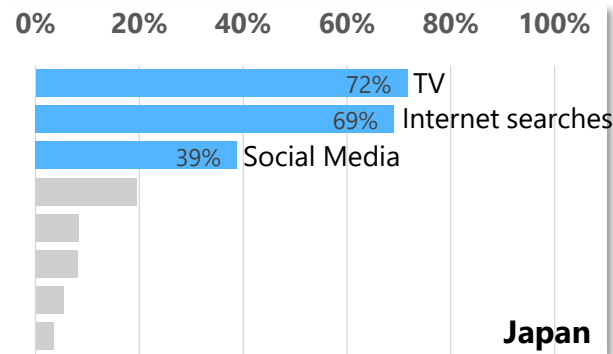
Up to three

Please select your top three sources for information on politics from the list below

政治に関する情報を得るにあたり、最も利用する頻度の高い情報媒体を、最大3つまで選択してください。

- TV
- Print Newspapers
- Print Magazines/ Weekly publications
- Social media
- Word of mouth
- Radio/Podcasts
- Internet searches
- I do not pay attention

① The top 3 sources for information on politics across all countries were **television, internet searches, and social media**



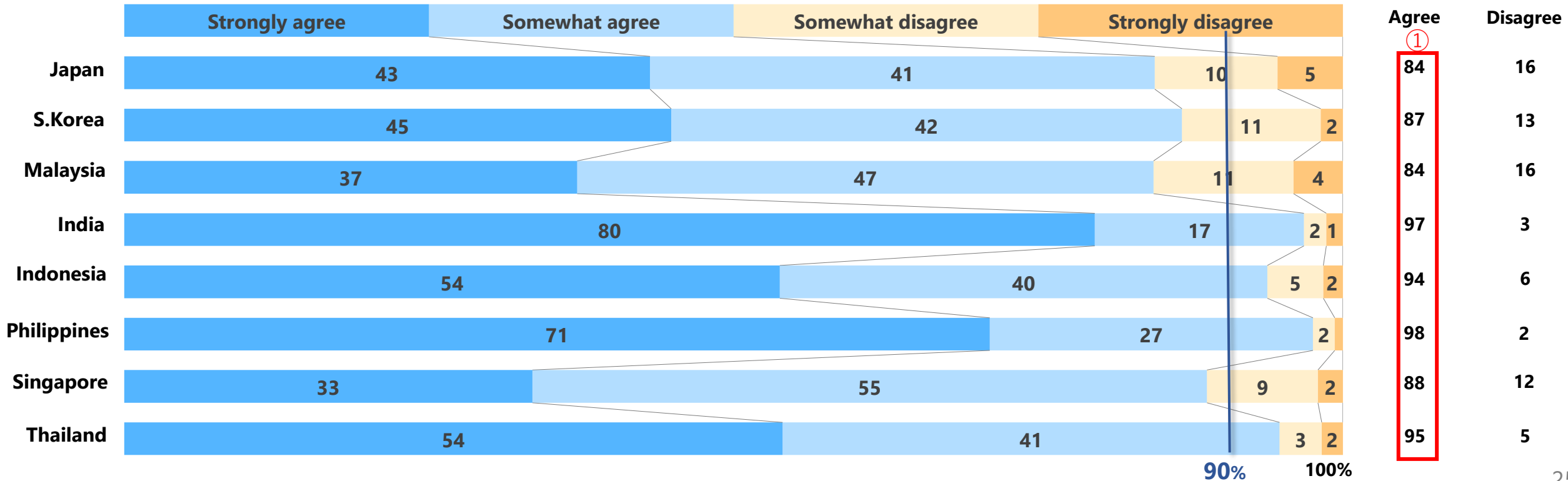
Political education in school

Q9
Select one

Which of the following best describes your response to the following statement?: "It is necessary to teach the importance of politics and elections in school"

学校で政治や選挙の重要性を教えることは必要だと思いますか?

① Nearly 90% of respondents across all countries answered that they agreed



Solidarity with other countries (1)

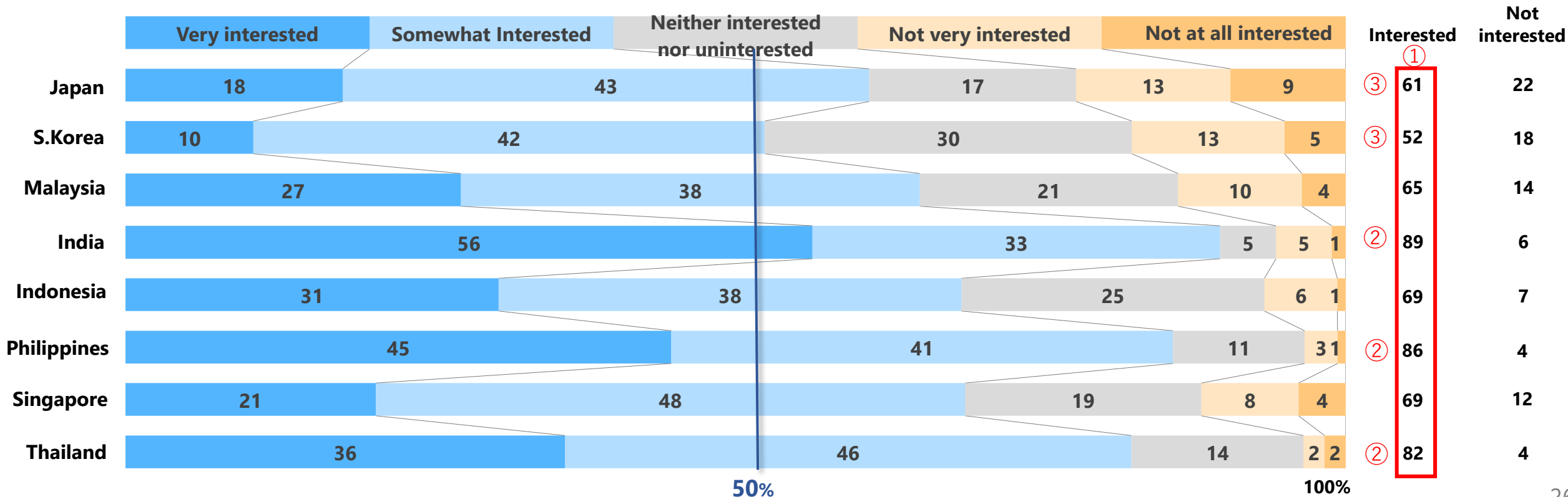
Q10

Select one

Are you interested in the politics or current situation of other countries?

他国の政治や情勢に関心がありますか？

- ① In all 8 countries, more than half of respondents answered that they were interested in the politics of other countries
- ② India, the Philippines, and Thai had a higher level of interest compared to other countries
- ③ Japan and South Korea had the lowest level of interest among the 8 countries



Solidarity with other countries (1)

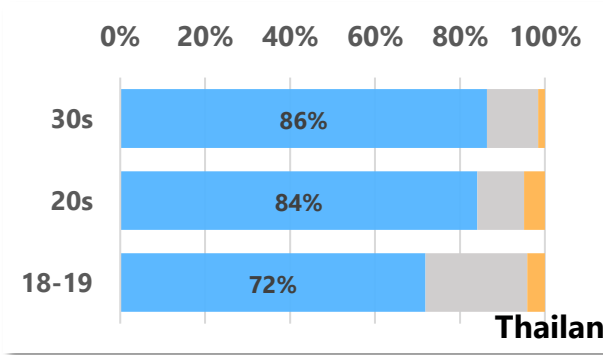
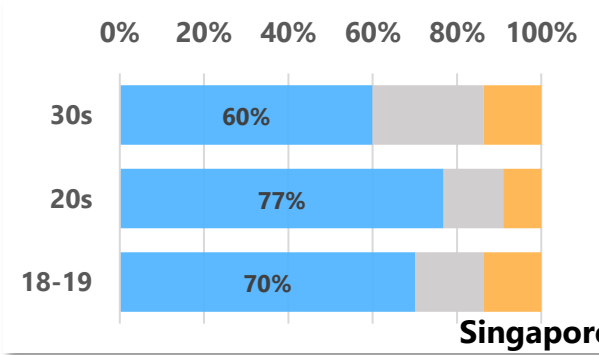
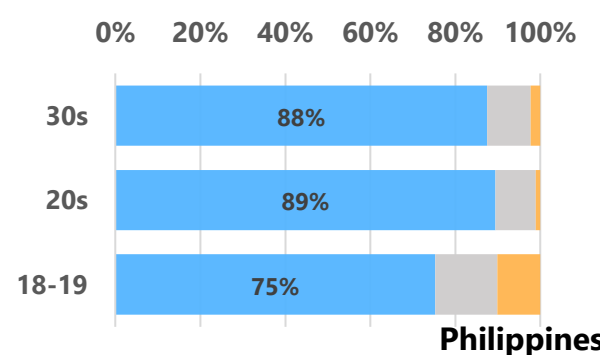
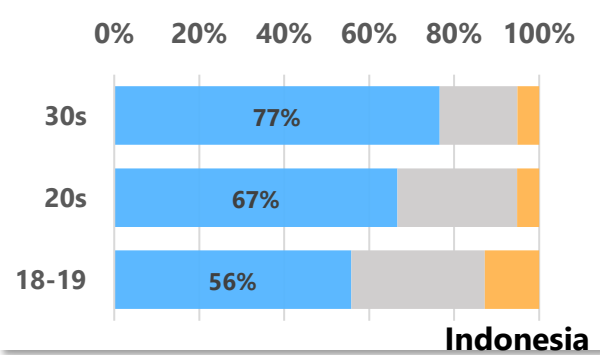
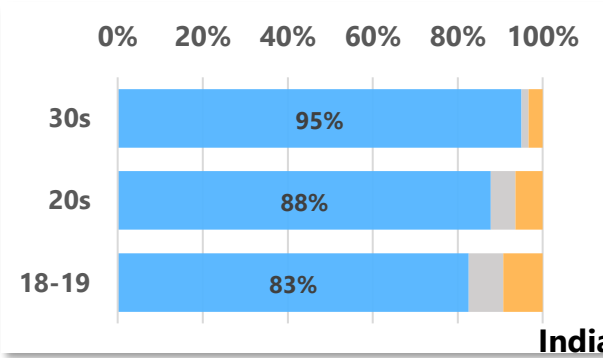
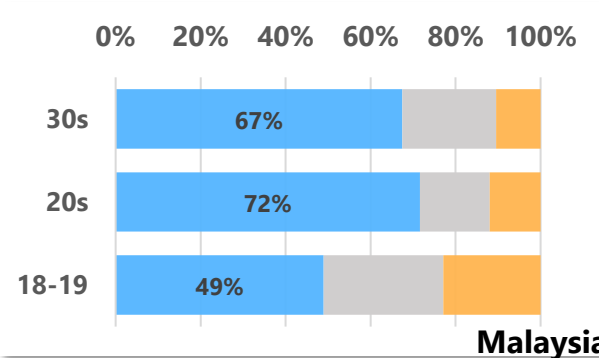
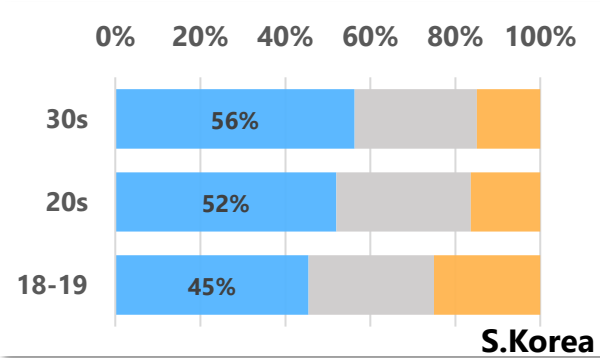
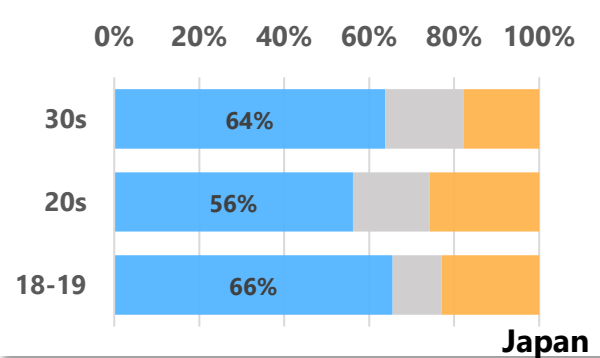
Q10

Select one

Are you interested in the politics or current situation of other countries?

他国の政治や情勢に関心がありますか？

- ① In India, the Philippines, and Thai, every generation had a high level of interest in the politics of other countries
- ② Each generations in South Korea had the lowest level of interest among the 8 countries



Solidarity with other countries (2)

Q11

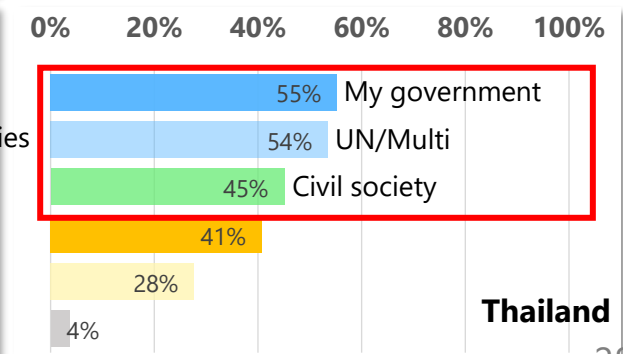
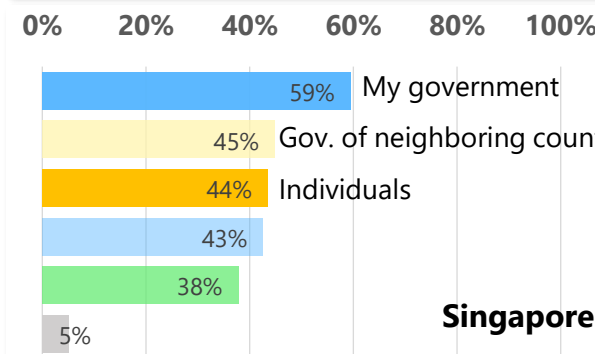
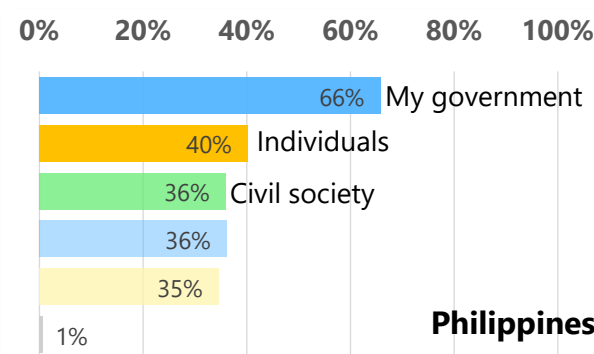
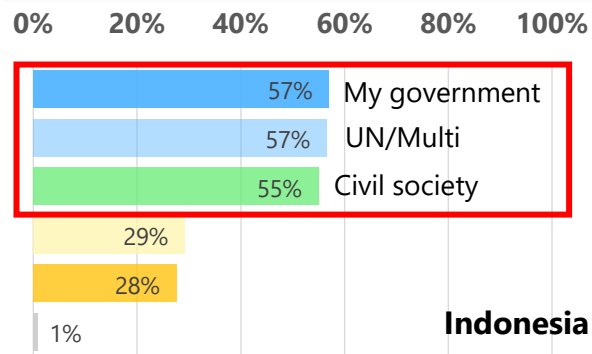
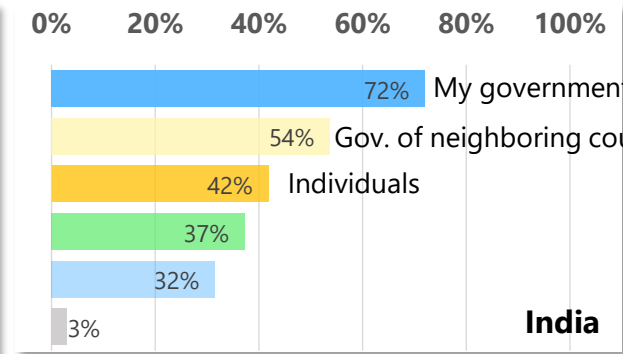
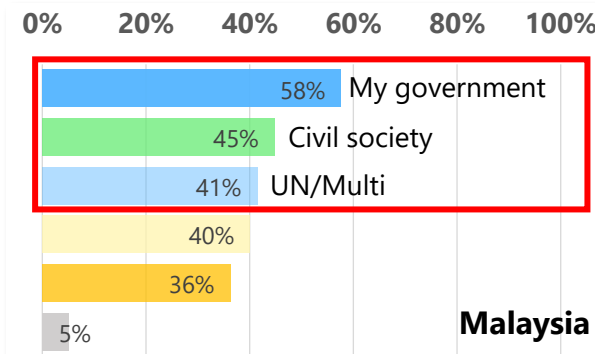
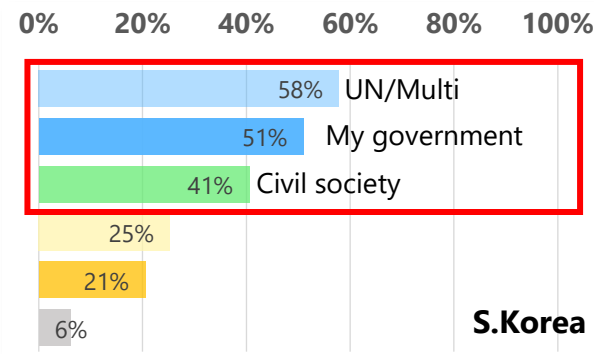
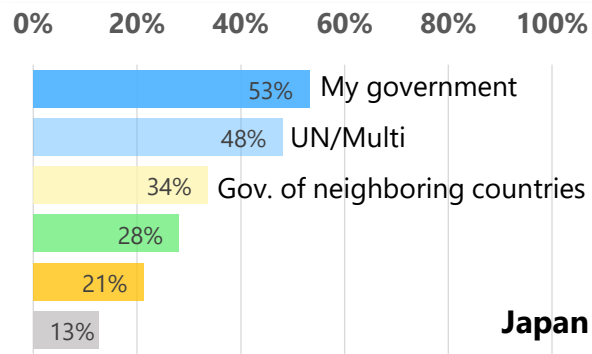
Up to three

Thinking about when freedom and human rights are under attack in a country other than your own, who do you think should respond other than the country in question?

他国において自由や人権が攻撃を受けている場合、当事国以外に誰が対応すべきと思うか最大3つまで選択してください。

- My government
- UN/multinational response
- Governments of neighboring countries
- Civil society (i.e., NGOs, etc.)
- Individuals
- None of the above

- ① In all 8 countries, it was felt that a response from “my government” was necessary
- ② In 4 out of 8 countries, “my government,” “civil society,” and “the UN or multinational response” were the top 3 answers



Japan Center for International Exchange

Founded in 1970, the Japan Center for International Exchange (JCIE) is an independent, nonprofit, and nonpartisan organization that works to strengthen US-Japan relations and build international cooperation. Operating with partner organizations in Tokyo and New York (JCIE/USA), JCIE sponsors a wide range of projects in collaboration with institutions around the world. These include policy research and dialogue on cutting-edge issues in international relations, leadership exchanges, and efforts to strengthen the contributions of civil society to domestic and international governance. Through these initiatives, JCIE aims to create opportunities for informed policy discussions that can contribute to a more peaceful and stable world.

<https://www.jcie.or.jp/japan/>

Democracy for the Future

JCIE is conducting a three-year, multi-pronged initiative, Democracy for the Future, to expand Japan's support for democratic governance that is based on the values of liberty, accountability, transparency, adherence to the rule of law, individual dignity and empowerment, equal justice, respect for pluralism, and human security for all.

<https://democracy.jcie.or.jp/>