

# YOUTH AND DEMOCRACY (TRENDS AND CHALLENGES)





## LA COLUMNA DE...



**SASCHA HANNIG**  
ANALISTA FPP CHILE

### **Demanda por chips y globalización en jaque**

componentes para la manufactura de otros productos.

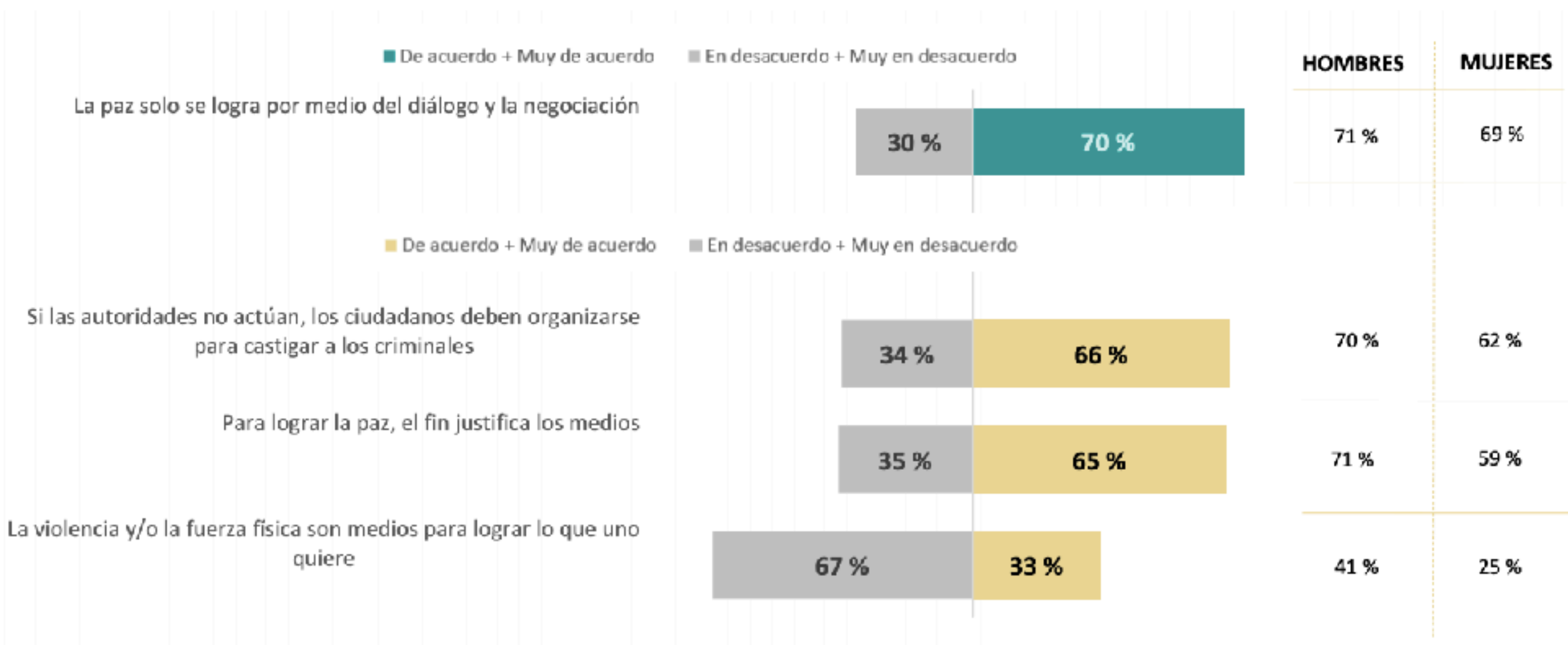
Y es que las pausas en la manufactura o la dificultad de transporte han causado escasez en elementos críticos. Uno de ellos son los chips y componentes electrónicos. En un mercado mundial que aumentó su demanda debido a la migración a la modalidad de trabajo o estudios en casa, hay poca capacidad de suplir, por ejemplo, computadoras. En Chile, esto sigue siendo un tema, con un mercado computacional creciendo a ritmos de 178% trimestral interanual en abril de 2021, según Gfk. Es posible ver, en cualquier sitio online, la cantidad de modelos que están agotados.

a la dependencia de Asia, de donde importa alrededor de 75% de 137 productos “sensibles”, como materias primas, componentes o elementos farmacéuticos. Otros países, como Japón y EEUU, han seguido una tendencia similar, por las tensiones con China.

Este problema ha llevado a organizaciones, gobiernos y expertos a sugerir que el mundo después de la pandemia exigirá a los países tener producciones locales estratégicas, asumiendo los costos que esto significará para el mundo globalizado. Lo anterior presenta dos incógnitas. Una es el futuro de una producción integrada, y la segunda es qué figuras o herramientas se tomarán para desacoplar las economías en este contexto.



# 1. ANTISOCIAL BEHAVIOR



**IS VIOLENCE A MEAN TO ACHIEVE POLITICAL OBJECTIVES?  
MINEDUC 2018**



**AN AUTHORITARIAN GOVERNMENT CAN BE BETTER THAN A  
DEMOCRATIC ONE | LATINOBARÓMETRO 2018**

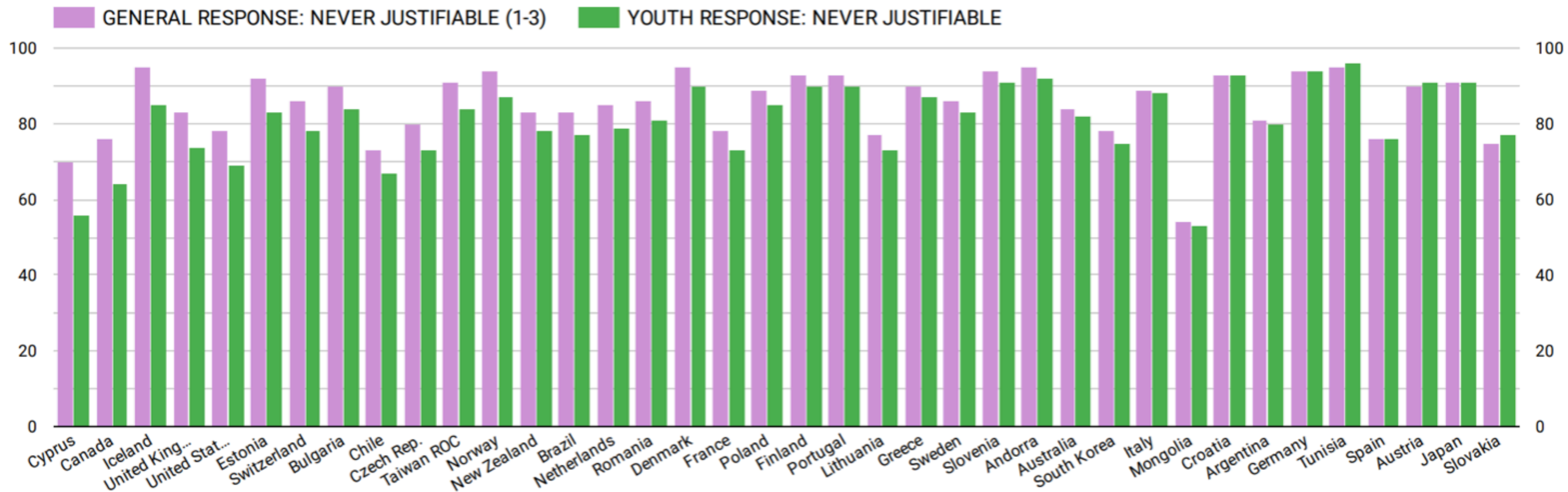


Fig. 6. WVS Q. 194, comparison between “Never justifiable” (1-3 pt), of the country’s average and the under-29 average. Built with Data Studio. S. Hannig, 2022.

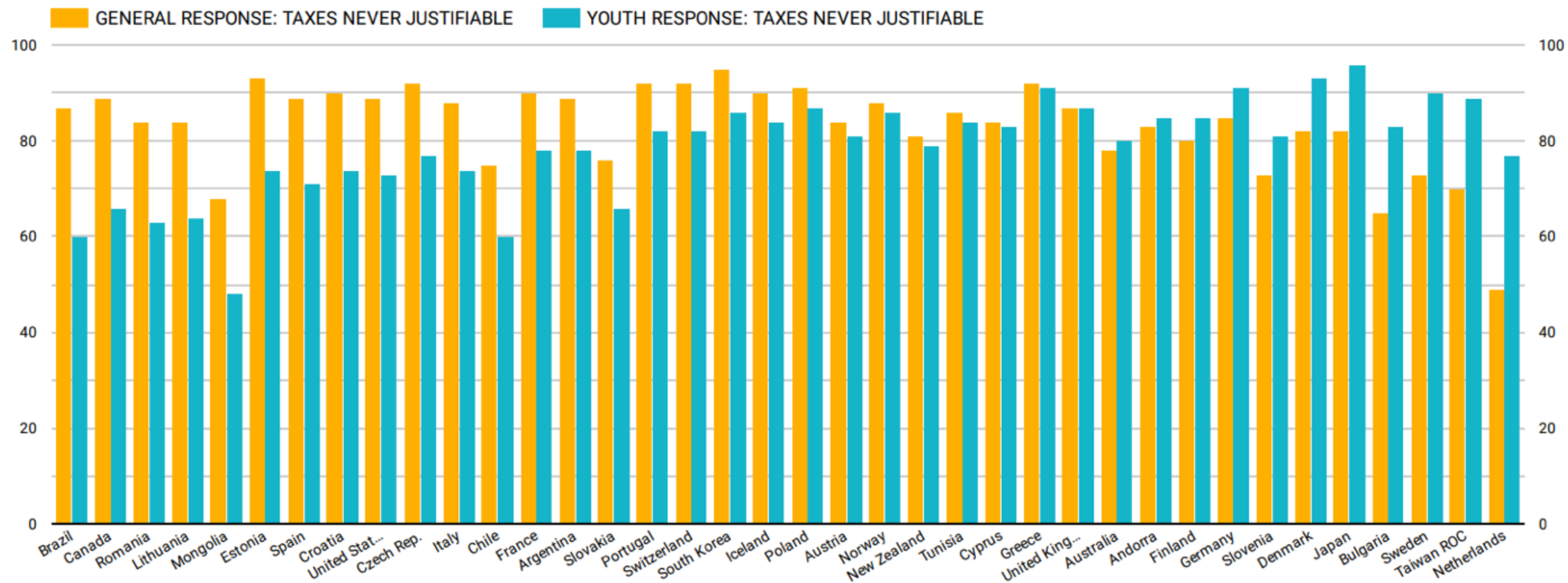
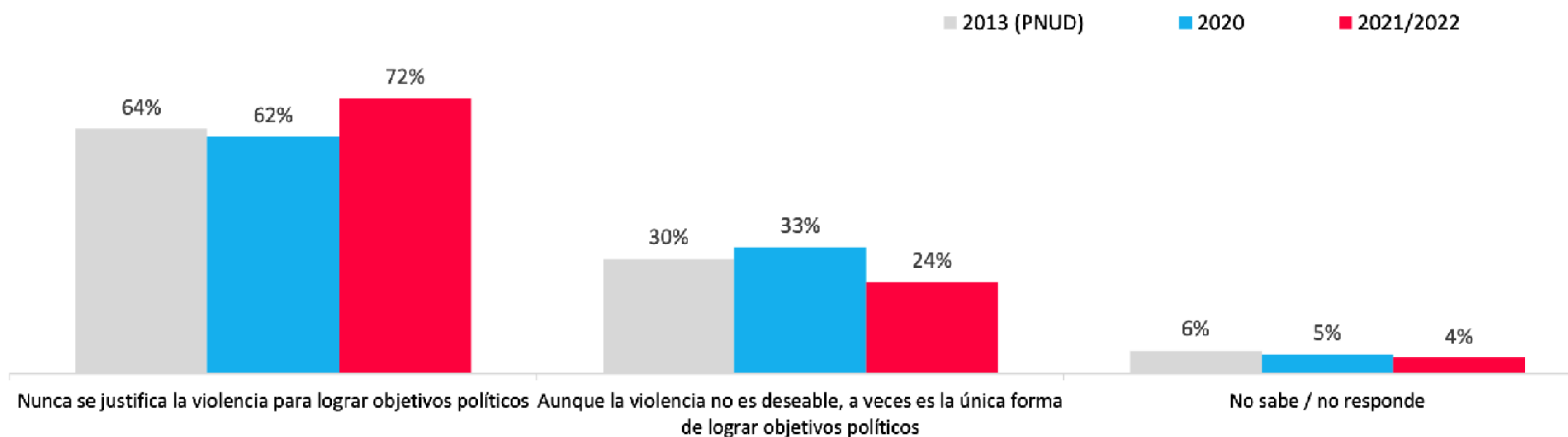


Fig. 4. WVS Q. 180, comparison between “Never justifiable” (1-3 pt), of the country’s average and the under-29 average. Built with Data Studio. S. Hannig, 2022.

## OPINIÓN SOBRE LA VIOLENCIA

Base: Total encuestados, 1000 casos

¿Cuál de las siguientes frases representa mejor su opinión?



	Total	SEXO		EDAD					GSE				ZONA		
		Hombre	Mujer	18-29	30-44	45-54	55-64	65-80	ABC1	C2	C3	D	Norte	Sur	RM
Bases absolutas	1000	500	500	248	230	215	169	138	358	252	210	180	301	304	395
Nunca se justifica la violencia para lograr objetivos políticos	72%	74%	70%	57%	73%	67%	82%	90%	71%	76%	71%	72%	78%	75%	67%
Aunque la violencia no es deseable, a veces es la única forma de lograr objetivos políticos	24%	22%	25%	36%	23%	25%	17%	10%	26%	21%	26%	22%	20%	21%	28%
No sabe / no responde	4%	3%	5%	6%	4%	7%	1%	0%	3%	3%	3%	6%	2%	4%	5%

Valores estadísticamente más altos que lo esperado

Valores estadísticamente más bajos que lo esperado



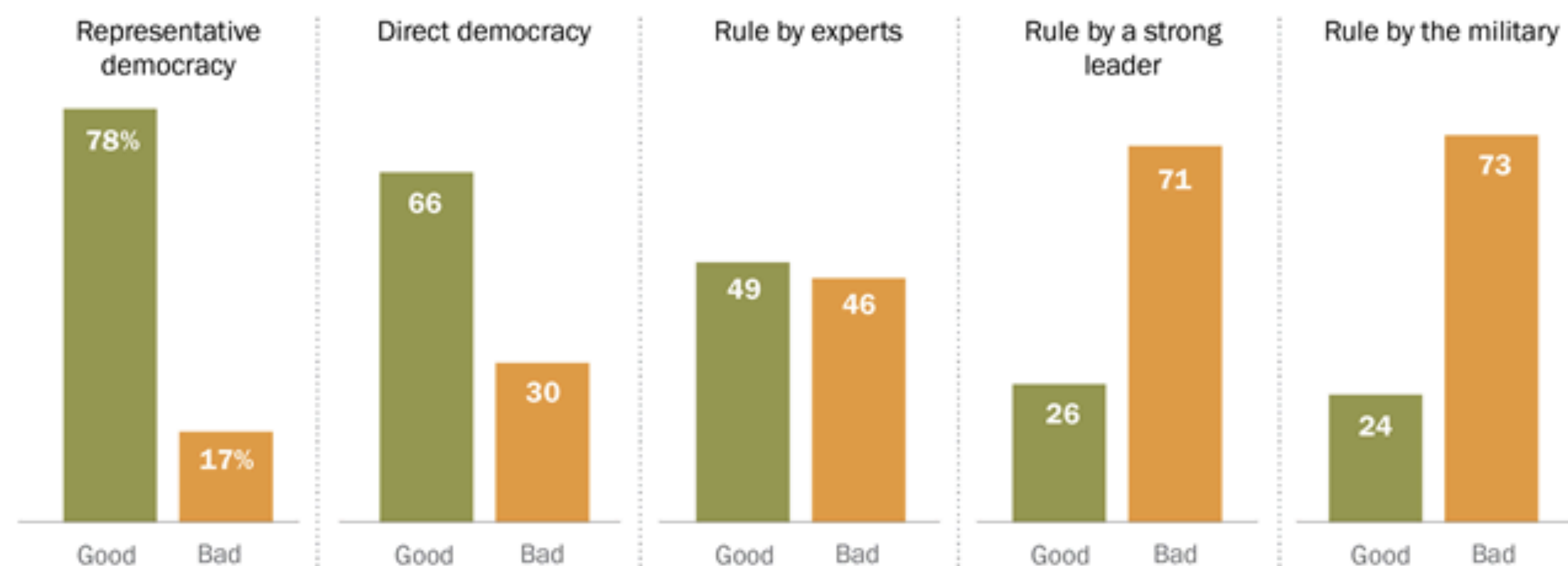
**2. ILLIBERAL TRENDS  
AND  
AUTHORITARIAN  
INFLUENCE**



---

## Widespread support for representative and direct democracy, but many are also open to nondemocratic alternatives

*Would \_\_\_ be a good or bad way of governing our country?*



Note: Percentages are global medians based on 38 countries. Full question wordings for political systems: Representative democracy, "A democratic system where representatives elected by citizens decide what becomes law"; Direct democracy, "A democratic system where citizens, not elected officials, vote directly on major national issues to decide what becomes law"; Rule by experts, "Experts, not elected officials, make decisions according to what they think is best for the country"; Rule by a strong leader, "A system in which a strong leader can make decisions without interference from parliament or the courts"; Rule by the military, "The military rules the country."

Source: Spring 2017 Global Attitudes Survey. Q29a-e.

PEW RESEARCH CENTER

---

WE ALSO FOUND THAT PATRONAGE AND CORRUPTION—TWO DECIDEDLY ANTIDEMOCRATIC PRACTICES—CAN TEMPORARILY REDUCE POLARIZATION BY HELPING POLITICIANS BUILD VERY BIG TENTS. IN THE LONG TERM, HOWEVER, THE POLITICAL ROT THAT THIS CAUSES FREQUENTLY LEAVES VOTERS DISGUSTED WITH THE TRADITIONAL PARTIES AND FUELS THE RISE OF DIVISIVE POPULIST FIGURES, LIKE HUGO CHÁVEZ IN VENEZUELA AND JAIR BOLSONARO IN BRAZIL.

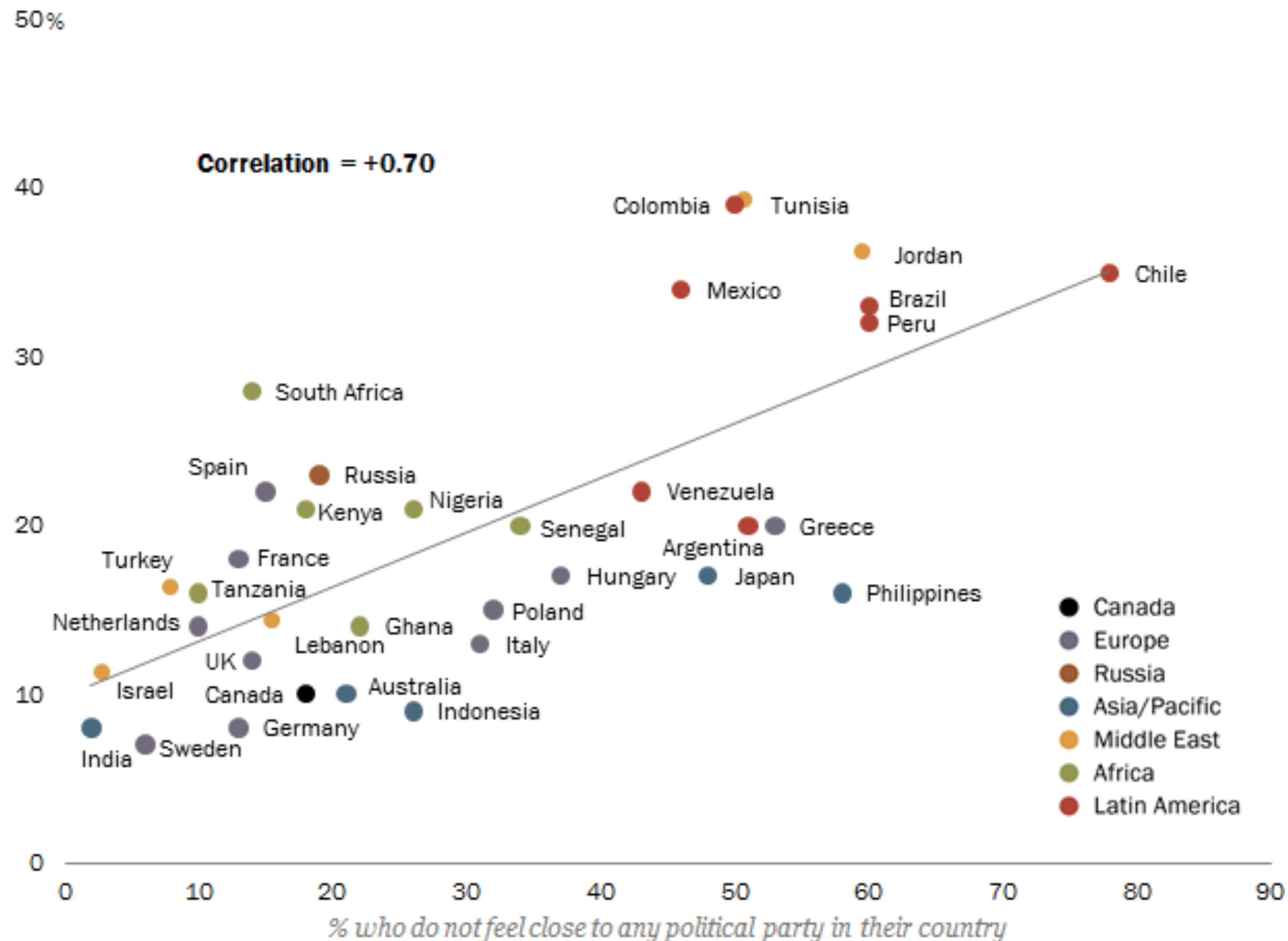
## **How to Understand the Global Spread of Political Polarization**

**THOMAS CAROTHERS, ANDREW O'DONOHUE**



## Nations with higher shares of politically unaffiliated people show stronger opposition to representative democracy

*A democratic system where representatives elected by citizens decide what becomes law would be a bad way of governing this country*



Note: Data not included for South Korea, U.S. or Vietnam.

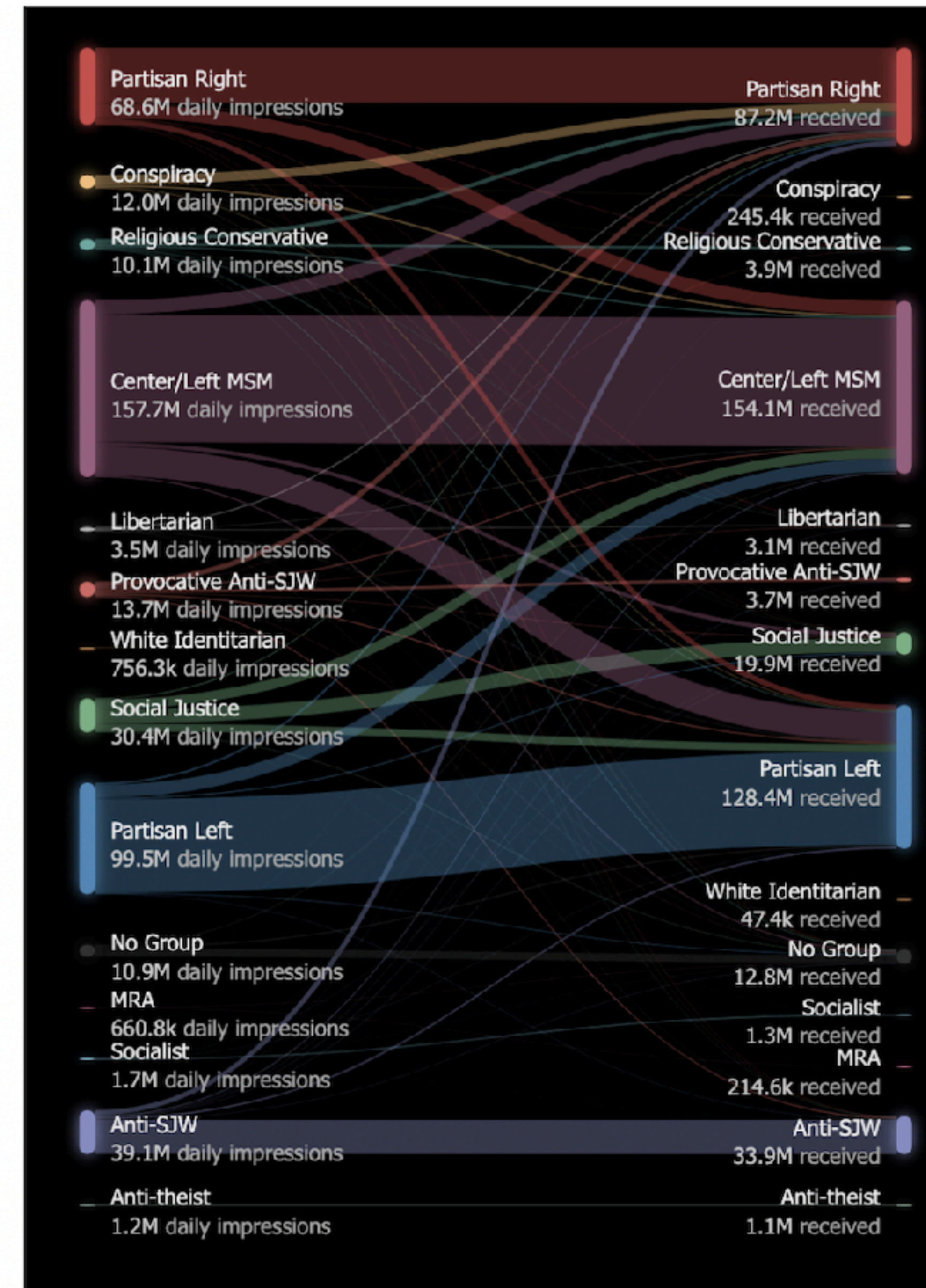

Source: Spring 2017 Global Attitudes Survey.

PEW RESEARCH CENTER

**Table 1.** Prevalence of misinformation exposure, beliefs, and sharing (wave-1).

Claim	Issue domain	Familiar with claim %	Believes claim is accurate %	Has shared claim %
1. Groups of Mapuche Indians caused the great wildfires of the summer.	D	92	13	14
2. Forestry companies started the wildfires to collect insurance and compensate a loss in export revenues due to Donald Trump's election.	D	81	31	20
3. Some vaccines have side effects that may be worse than the very illnesses they are trying to prevent.	S	75	26	12
4. Genetically modified foods are harmful to health.	S	74	49	25
5. Animal milk is not nutritious and may even be harmful to one's health.	S	70	26	17
6. Some vaccines can cause autism in children.	S	68	18	10
7. Members of the Colombian guerrilla FARC, along with Mapuche Indians, burned the forests in the south to destabilize the country.	D	60	6	6
8. Israeli agents have purchased large tracts of land in Chilean Patagonia.	G	42	26	10
9. A Colombian gang is snatching children from schools and parks in Santiago.	G	32	24	6
10. President Michelle Bachelet has suffered from depression and alcohol abuse at certain stages of her current government.	G	26	15	3

Note: D = disasters, S = science, G = government affairs. Percentage that believes the story is accurate is the sum of participants who find it "very credible" and "extremely credible".



Algorithmic extremism: Examining YouTube's rabbit hole of radicalization

Mark Ledwich

Anna Zaitsev

The University of California, Berkeley, the School of Information.

**Table 2: Claims and data support.**

<b>Claim</b>	<b>Data</b>
<b>C1 — Radical Bubbles.</b> Recommendations influence viewers of radical content to watch more similar content than they would otherwise, making it less likely that alternative views are presented.	Partially supported
<b>C2 — Right-Wing Advantage.</b> YouTube’s recommendation algorithm prefers right-wing content over other perspectives.	Not supported
<b>C3 — Radicalization Influence.</b> YouTube’s algorithm influences users by exposing them to more extreme content than they would otherwise	Not supported
<b>C4 — Right-Wing Radicalization Pathway.</b> YouTube algorithm influences viewers of mainstream and center-left channels by recommending extreme right-wing content, content that aims to disparage left-wing or centrist narratives.	Not supported

Algorithmic extremism: Examining YouTube's rabbit hole of radicalization

Mark Ledwich

Anna Zaitsev

The University of California, Berkeley, the School of Information.

# 3. INSTITUTIONAL LAND CULTURAL CHALLENGES





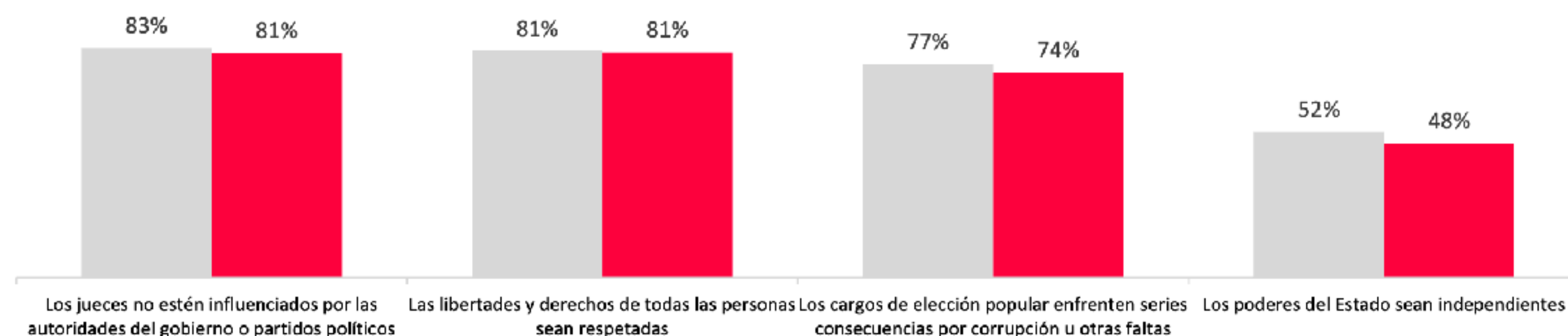
## IMPORTANCIA DE COMPONENTES PARA LA DEMOCRACIA

¿Cuán importante es para Chile que...?

Base: Total encuestados, 1000 casos

■ 2020 ■ 2021/2022

% que responde "mucho"



	Total 1000	SEXO		EDAD					GSE				ZONA		
		Hombre 500	Mujer 500	18-29 248	30-44 230	45-54 215	55-64 169	65-80 138	ABC1 358	C2 252	C3 210	D 180	Norte 301	Sur 304	RM 395
Los jueces no estén influenciados por las autoridades del gobierno o partidos políticos	81%	82%	79%	74%	83%	82%	79%	87%	89%	83%	81%	75%	81%	81%	80%
Las libertades y derechos de todas las personas sean respetadas	81%	83%	79%	77%	85%	78%	81%	84%	89%	81%	77%	80%	80%	80%	82%
Los cargos de elección popular enfrenten series consecuencias por corrupción u otras faltas	74%	77%	70%	67%	81%	70%	77%	73%	82%	80%	75%	66%	72%	72%	76%
Los poderes del Estado sean independientes	48%	59%	39%	35%	50%	46%	56%	63%	63%	54%	46%	42%	51%	44%	50%

Valores estadísticamente más altos que lo esperado

Valores estadísticamente más bajos que lo esperado

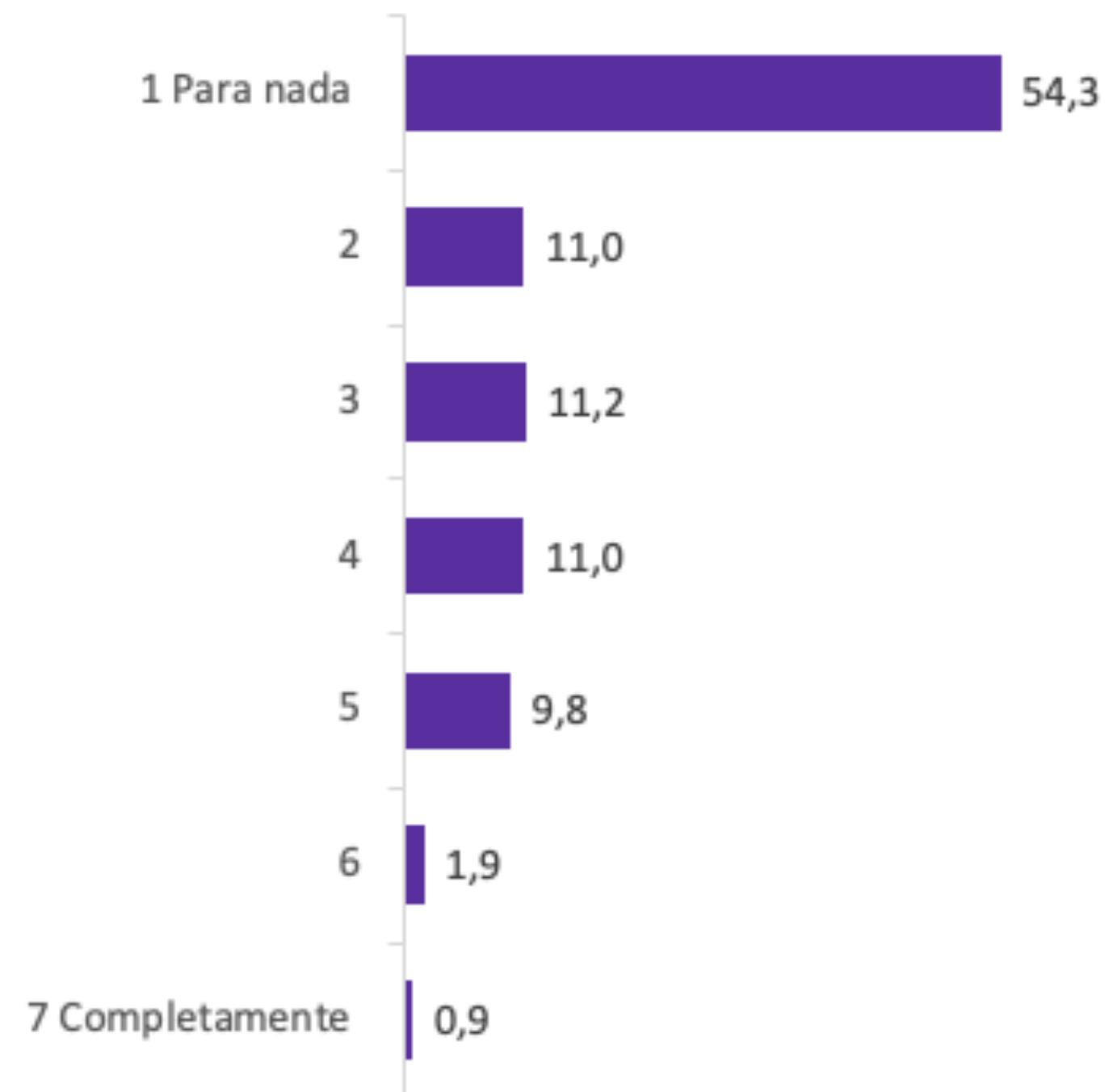


# LA PROTECCIÓN A LOS DERECHOS



Base: Total encuestados, 1000 casos

¿Cree usted que los tribunales de justicia de Chile garantizan un juicio justo?



¿Cree usted que los derechos básicos del ciudadano están bien protegidos por el sistema político de Chile?

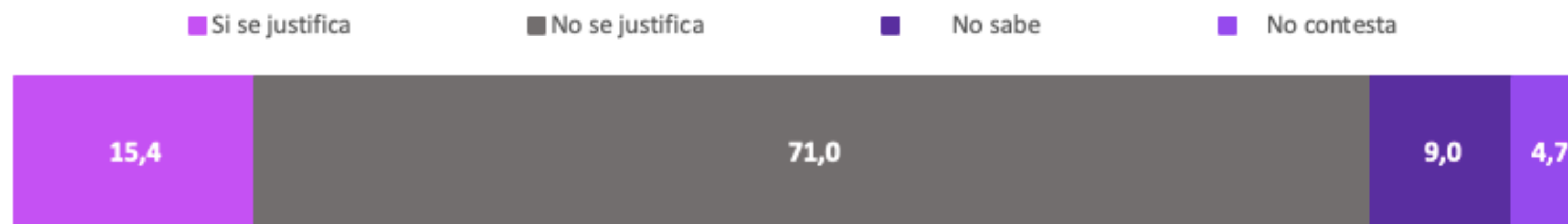


# LAS INSTITUCIONES POLÍTICAS

Base: Total encuestados, 1000 casos

## CONGRESO.

¿Cree usted que cuando el país enfrenta momentos muy difíciles, se justifica que el presidente del país cierre el Congreso y gobierne sin Congreso?



## PARTIDOS

■ Muy de acuerdo  
 ■ De acuerdo  
 ■ Ni de acuerdo ni en desacuerdo  
 ■ En desacuerdo  
 ■ Muy en desacuerdo  
 ■ No sabe  
 ■ No contesta

Los partidos políticos sólo sirven para dividir a la gente



Los partidos políticos son indispensables para la democracia

